

**Power Grid Company of Bangladesh Ltd.**  
**Summary of Monthly Management Information System Report**  
**September' 2013**

In the current month total energy import of PGCB is **3,314.456** Mkwahr, total energy wheeled by PGCB is **3,221.138** Mkwahr, Transmission loss is **2.82%** and Cumulative loss is **2.82%**.

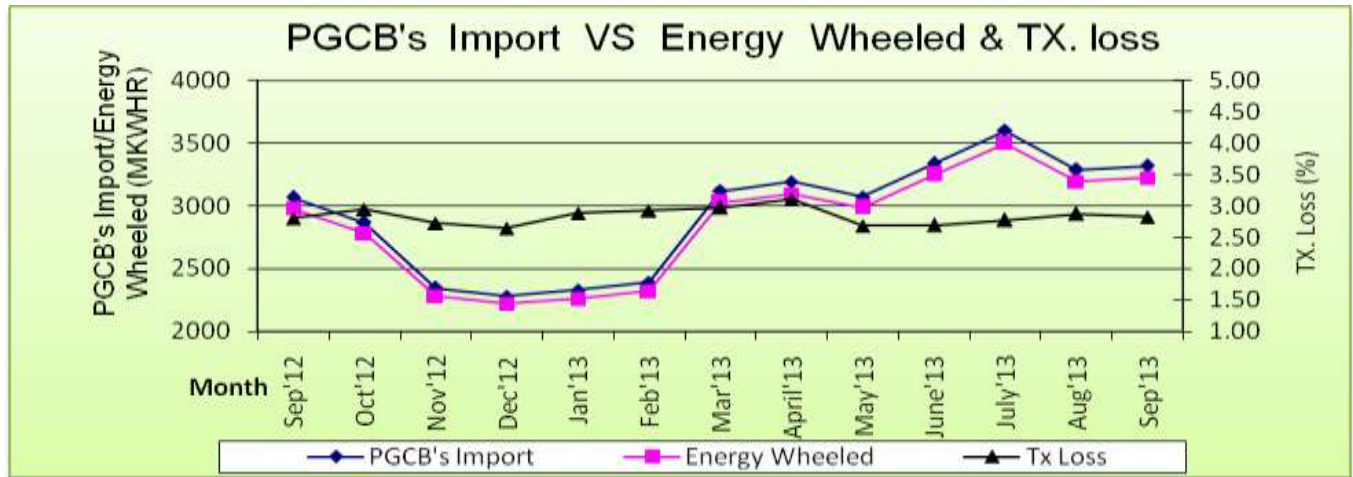
A brief overview on system Generation, Demand, Load shedding and Key Performance Indicators of PGCB is given below;

**A) Generation, Demand and Load shedding**

**1) Generation:**

The Total import of PGCB (Including IPP, RPP but excluding non Grid Generation during **September'13** and **August'13** were **3,314.465** Mkwahr and **3,285.569** Mkwahr respectively. Gross generation, Net Generation and station use of BPDB's generating units as well as energy purchased from IPP & RPP (Including non grid generation) by BPDB and total non grid generation are tabulated below;

Month/FY	BPDB			Net Gen. (Mkwahr)		Total Net Gen. (BPDB, IPP & RPP) (Mkwahr)	Total net Non Grid Generation (Mkwahr)	Total Input/Import of PGCB (Mkwahr)
	Gross Gen. (Mkwahr)	Station use (Mkwahr)	Net Gen. (Mkwahr)	IPP	RPP			
	1	2	3=1-2	4	5			
FY 12-13	18909.96	1013.29	17896.67	8341.35	10244.14	36,482.16	1923.391	34,558.75
FY 13-14 (Up to Sep'13)	5787.8	291.29	5496.51	2197.18	3181.47	10,875.16	675.857	10,199.30
September'13	1895.85	90.1	1805.75	690.55	1039.76	3,536.06	221.608	3,314.45
September'12	1580.74	82.99	1497.75	788.25	959.67	3,245.67	181.442	3,064.23
August'13	1857.7	94.46	1763.24	759.35	967.12	3,489.71	204.004	3,285.71



**2) Maximum Generation, Demand and Load shedding;**

Maximum Generation, maximum Demand and maximum Load shed for the Current Month'13, Previous Month and FY 13-14 are shown below;

Description	September'13		August'13		FY 13-14(up to Sep'13)	
	MW	Date	MW	Date	MW	Date
Maximum Generation	6293	06.09.13	6620	01.08.13	6675	12.07.13
Maximum demand	6700	23.09.13	6750	01.08.13	6900	24.07.13
Maximum load shed.	932	23.09.13	706	25.08.13	932	23.09.13

**B) Key Performance Indicators of PGCB**

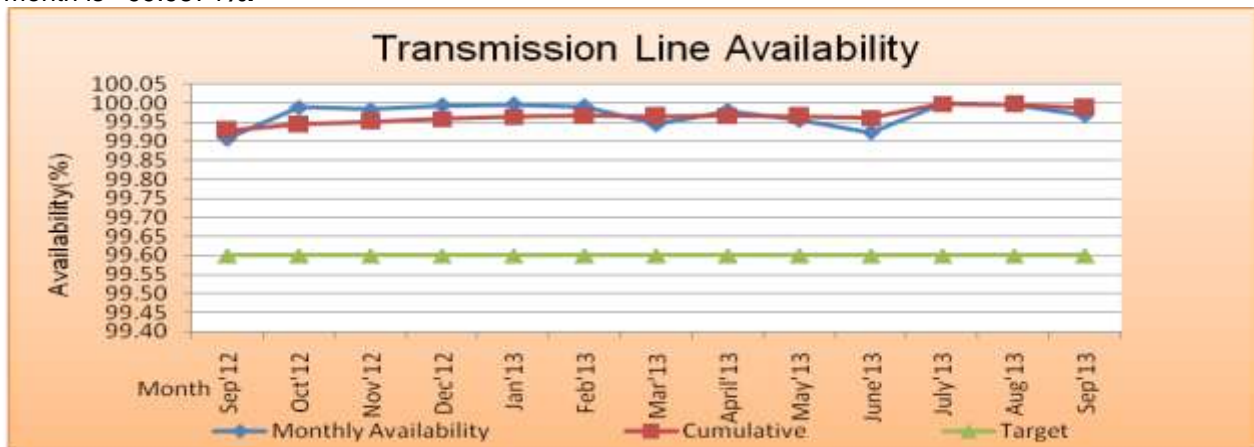
**1) Substation Equipment Availability:**

In the current month, Substation equipment availability is increased from the previous month. In the Current month it is 99.9973% and in the previous month it was 99.9962% Cumulative availability up to The current month is 99.9969%.



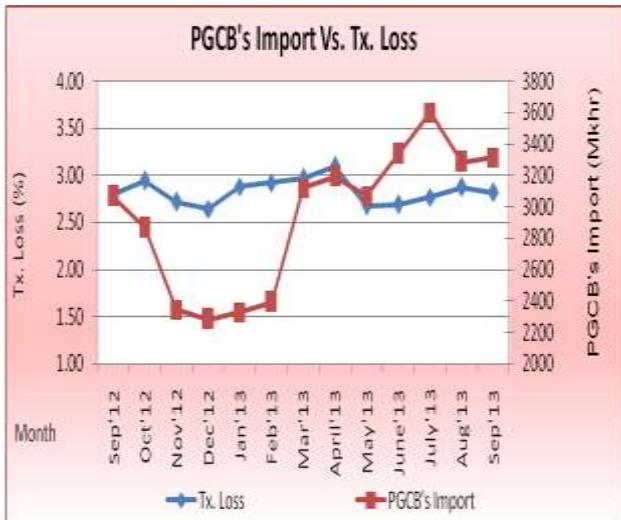
**2) Transmission line Availability:**

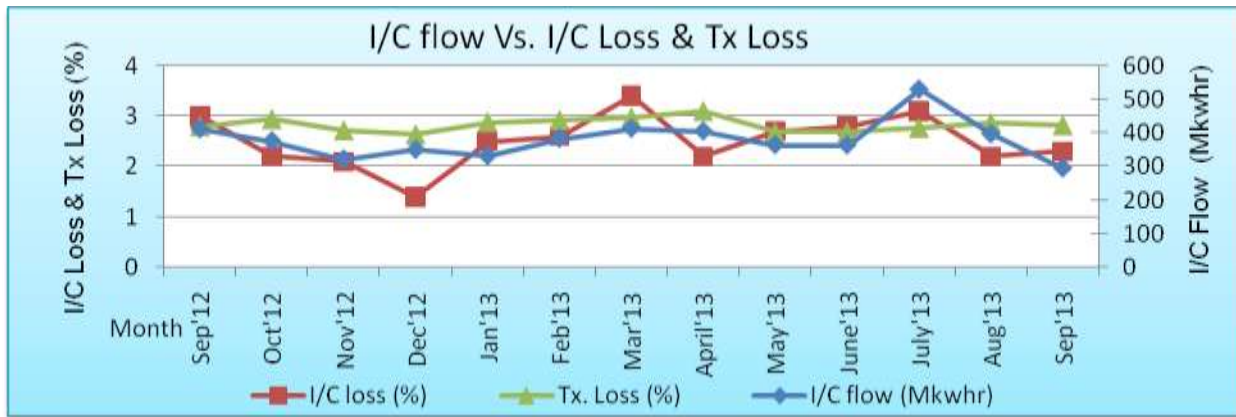
Transmission line availability in the current month decreased from the previous month. In the Current month it is 99.9684% and in the previous month it was 99.9963% Cumulative availability up to the Current month is 99.9874%.



**3) Transmission loss:**

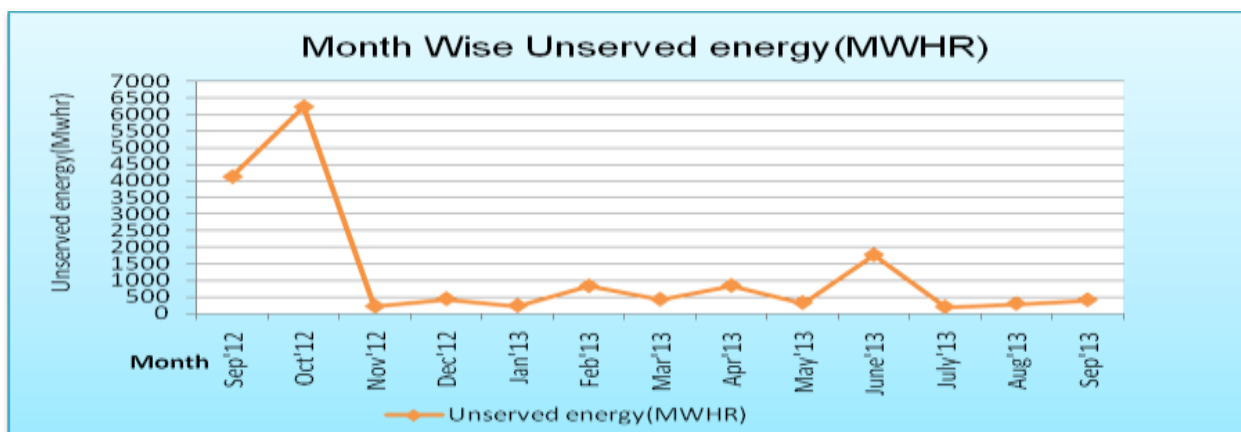
Transmission loss in the current month increased from the previous month. In the current month it is 2.82% and in the Previous month it was 2.87% Cumulative loss is 2.82%. Graphical presentation of Month wise & Cumulative Transmission loss, PGCB's Import Vs. Tx. loss, I/C flow Vs. I/C loss and Tx. Loss are shown below;





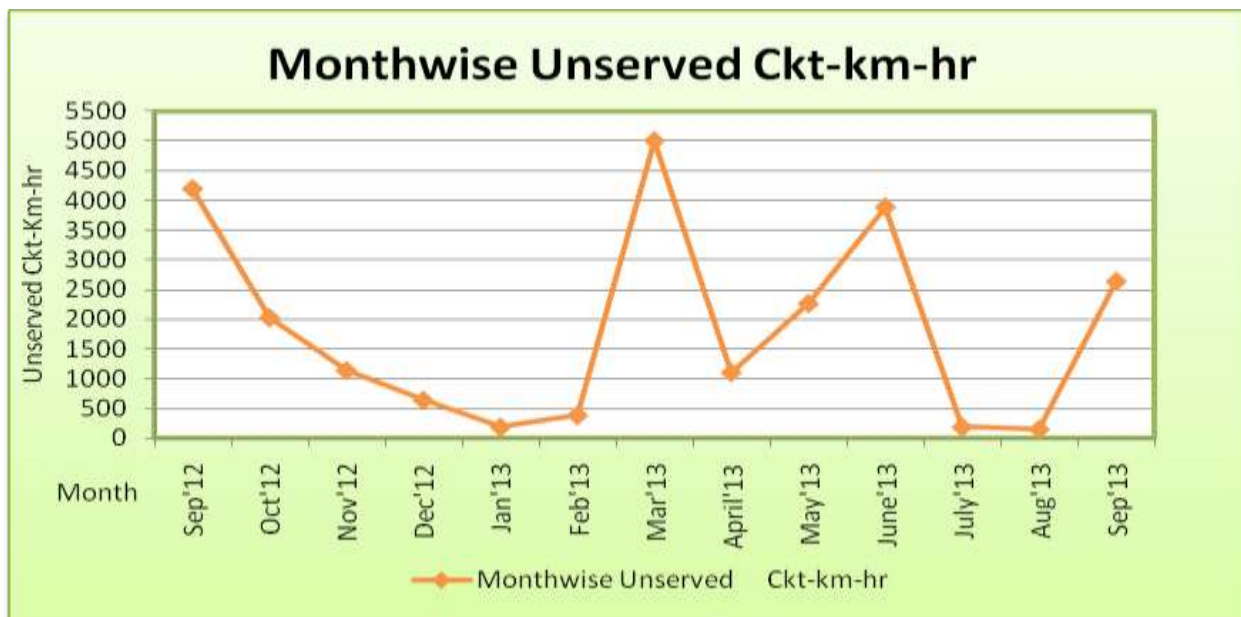
#### 4) Unserved energy:

The amount of Unserved energy in the current month is increased from the previous month. In the current month it is 403.16 Mwhr and in the previous month it was 291.54 Mwhr.



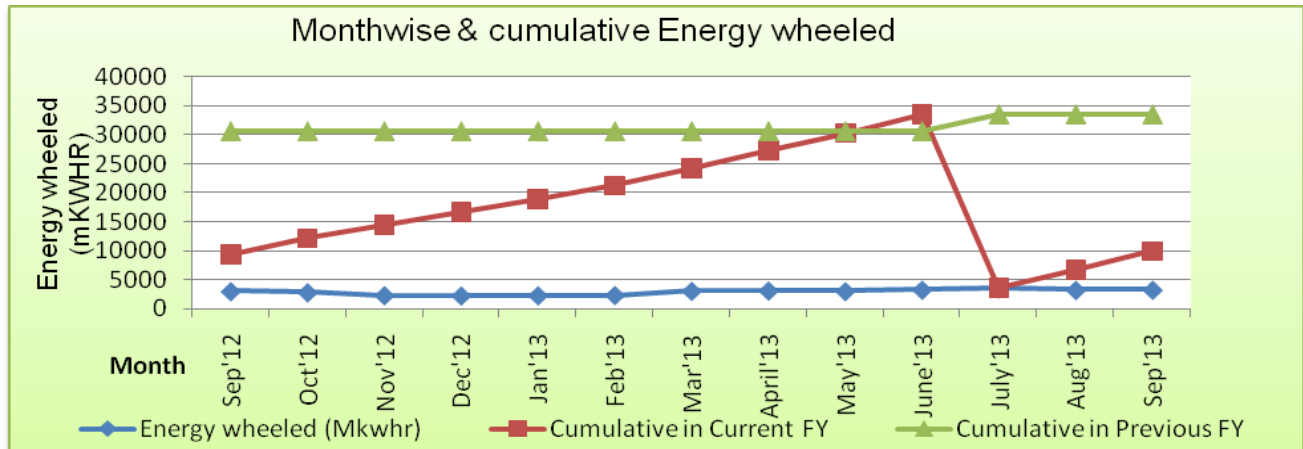
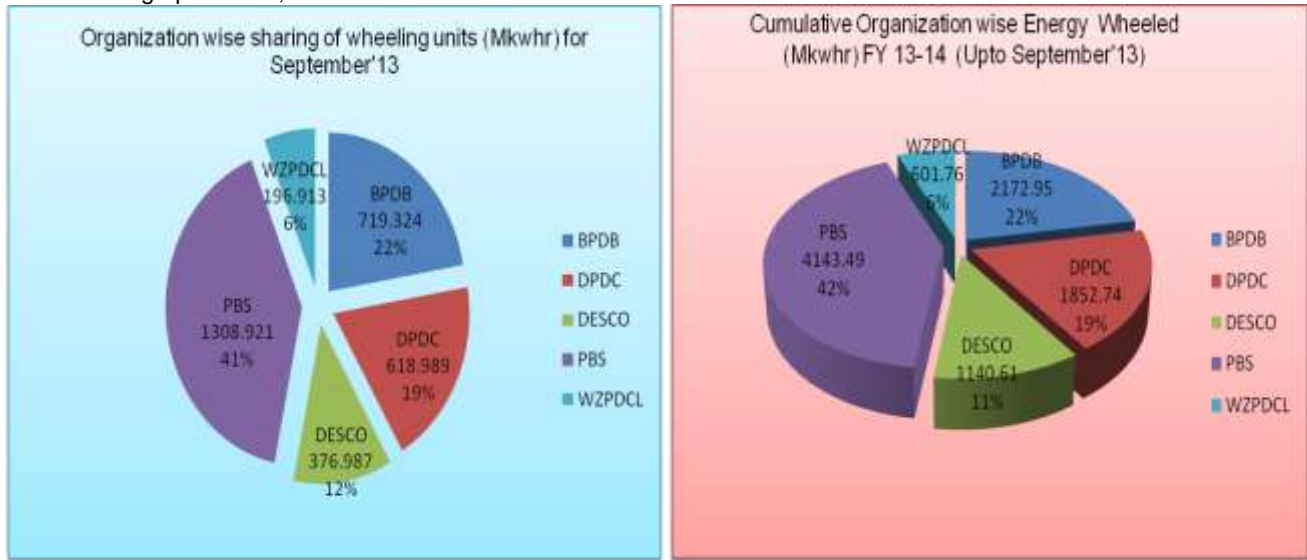
#### 5) Unserved Ckt-Km-hr:

The amount of unserved Ckt-Km-hr in the current month increased rapidly from the previous month. In the current month it is 2634.16 Ckt-Km-hr and in the previous month it was 151.93 Ckt-Km-hr.

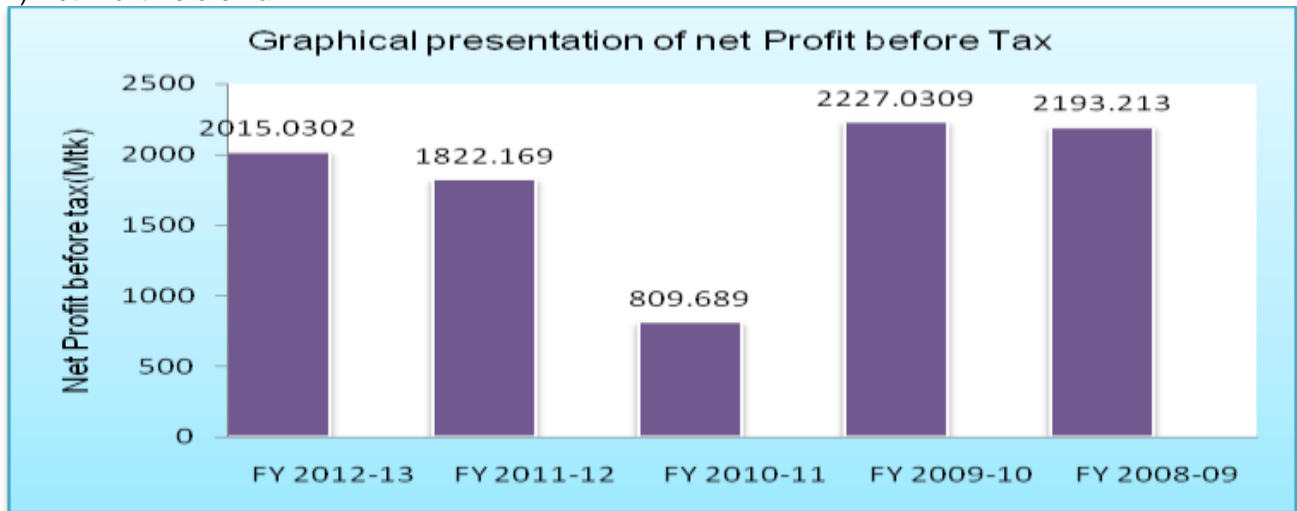


### 6) Organization wise Energy wheeled:

In the current month, total amount of energy wheeled to different distribution agencies has increased from the previous month. In the current month it is **3221.138** Mkwahr. and in the previous month it was **3191.125** Mkwahr. Energy wheeled to different Distribution agencies in the current month, In the previous month and cumulative up to the current month are shown in the graph below ;

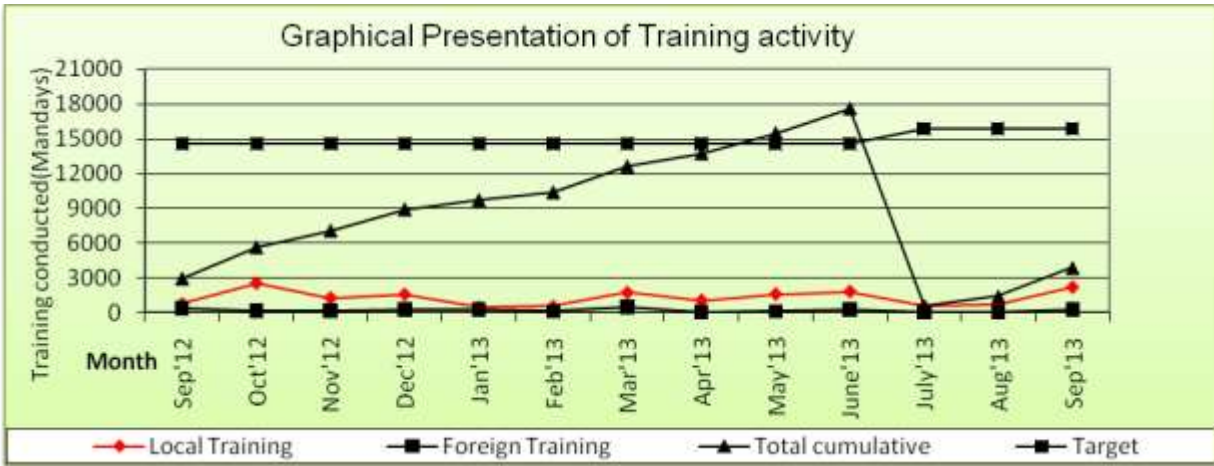


### 7) Net Profit Before Tax:



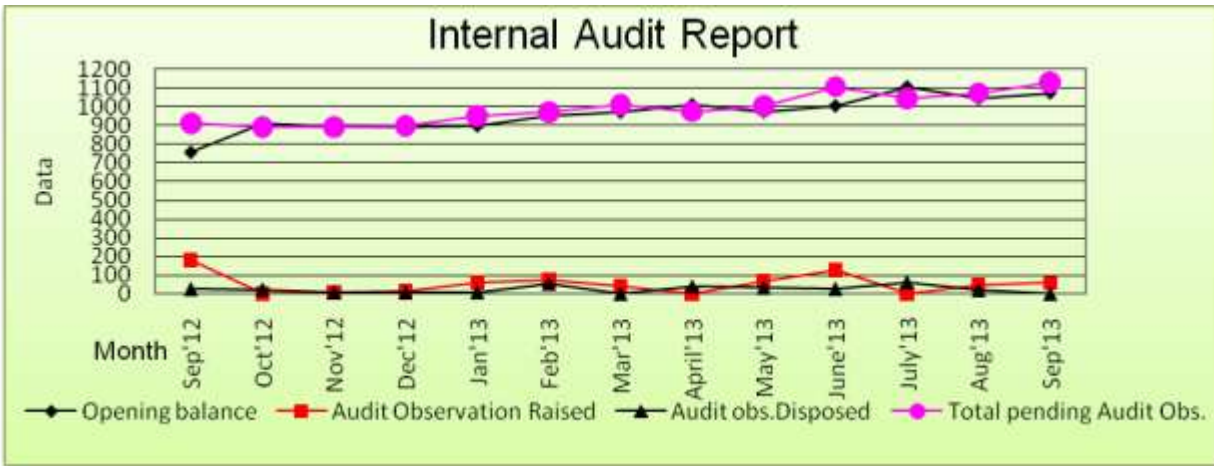
### 8) Training:

2170 Mandays Local training and 283 Mandays foreign trainings are conducted in the current month. So, up to **current month** total cumulative is 3878 Mandays.



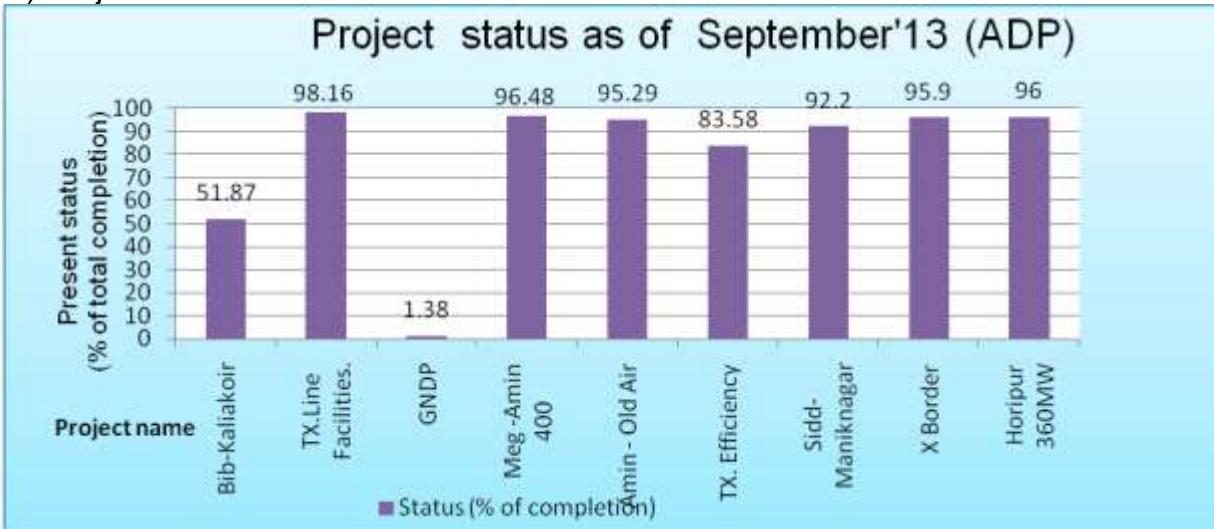
### 9) Internal Audit:

In the current month opening balance of Internal audit observation is 1074, number of new audit observation raised is 58, number of audit observation disposed is 0.00. Hence, up to reporting month, total number of pending audit observation is **1132**.

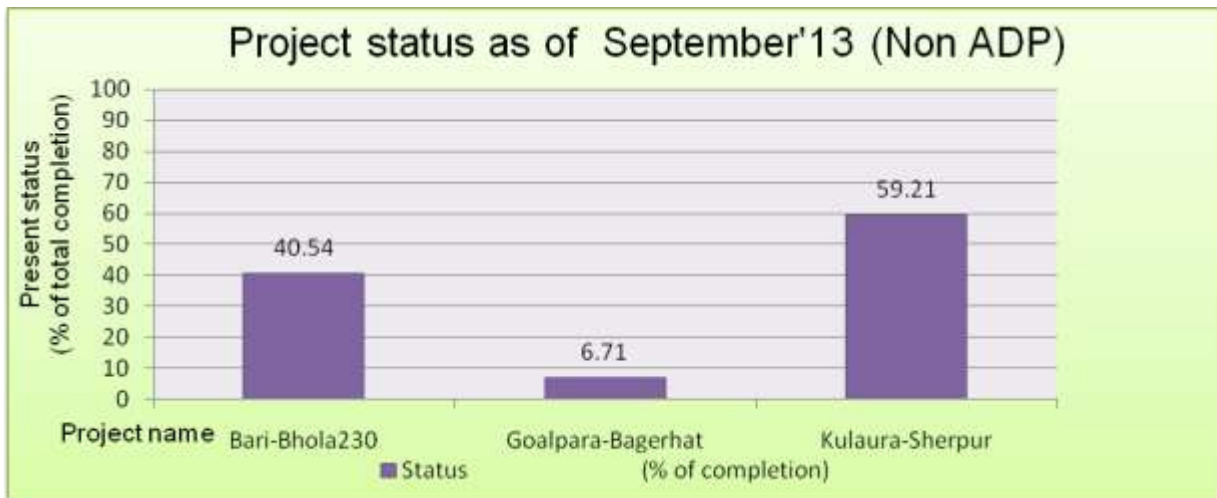


### 10) Project Status

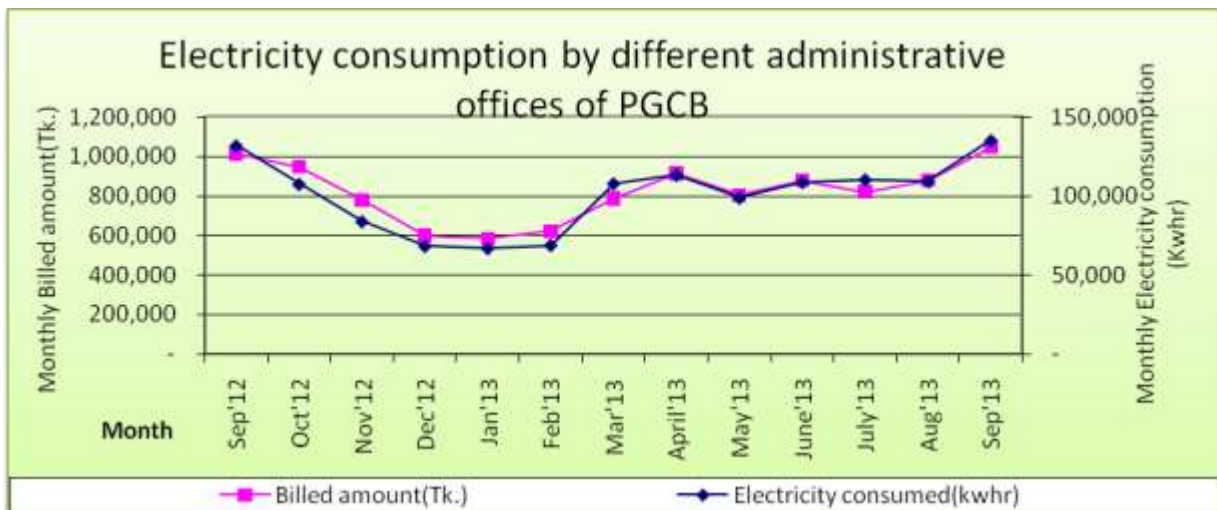
A) Project included in ADP



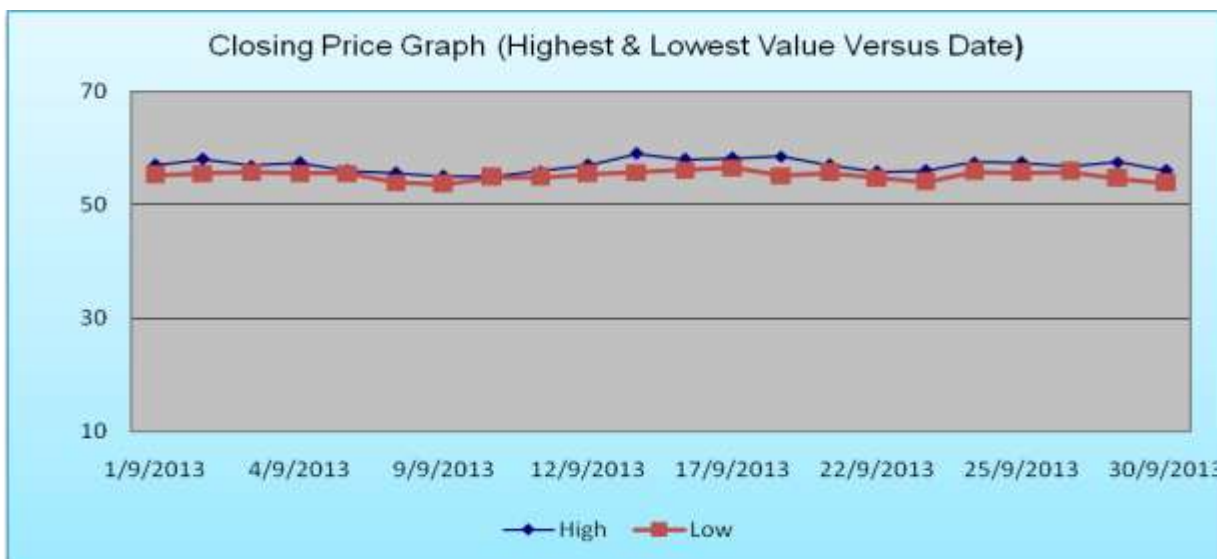
B) Non ADP Project

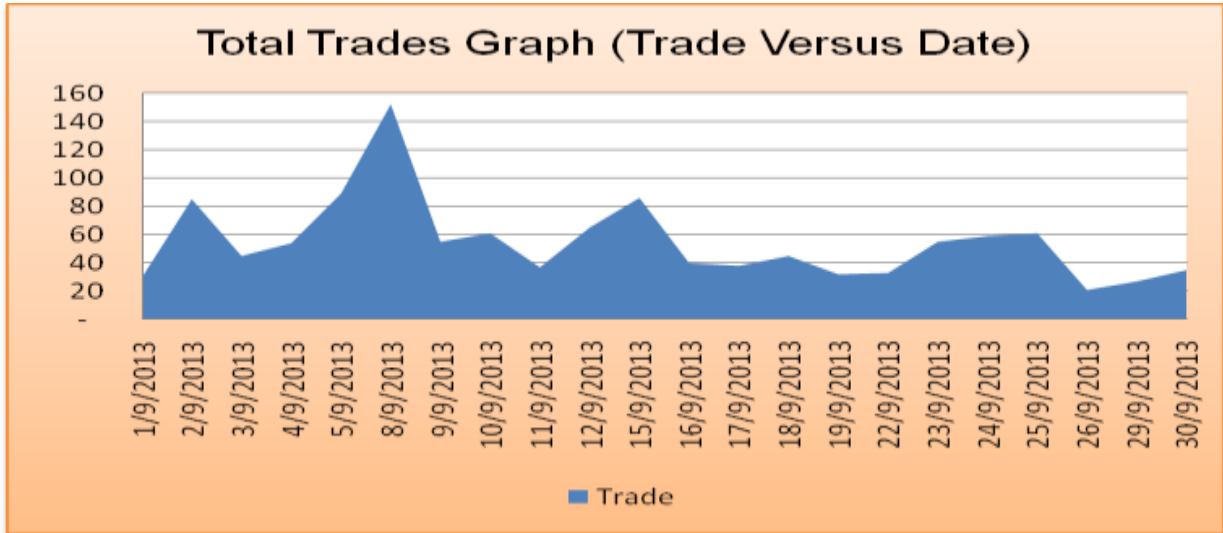


11) Electricity consumption:



12) SHARE TRADINGS AT DSE:





(Abdur Rashid Khan )  
Executive Engineer (M.I.S)

Memo no: PGCB/M.I.S/2013/7900

Date: 15.12.13

Copy for information;

- 1) Managing Director, PGCB, Dhaka.
- 2) Director, O&M/P&D/Finance PGCB, Dhaka.
- 3) G.M, Tranmission-1 & 2/Project/P&D/System Operation/P&A/Finance PGCB, Dhaka.
- 4) Company Secretary, PGCB, Dhaka.
- 5) Deputy General Manager, Planning / Design, PGCB, Dhaka.
- 6) Office Copy.