

Power Grid Company of Bangladesh Ltd.
Summary of Monthly Management Information System Report
March' 2013

In the current month total energy import of PGCB is **3110.83** Mkwahr, total energy wheeled by PGCB is **3026.20** Mkwahr, Transmission loss is 2.72% and Cumulative loss is 2.73%.

A brief overview on system Generation, Demand, Load shedding and Key Performance Indicators of PGCB is given below;

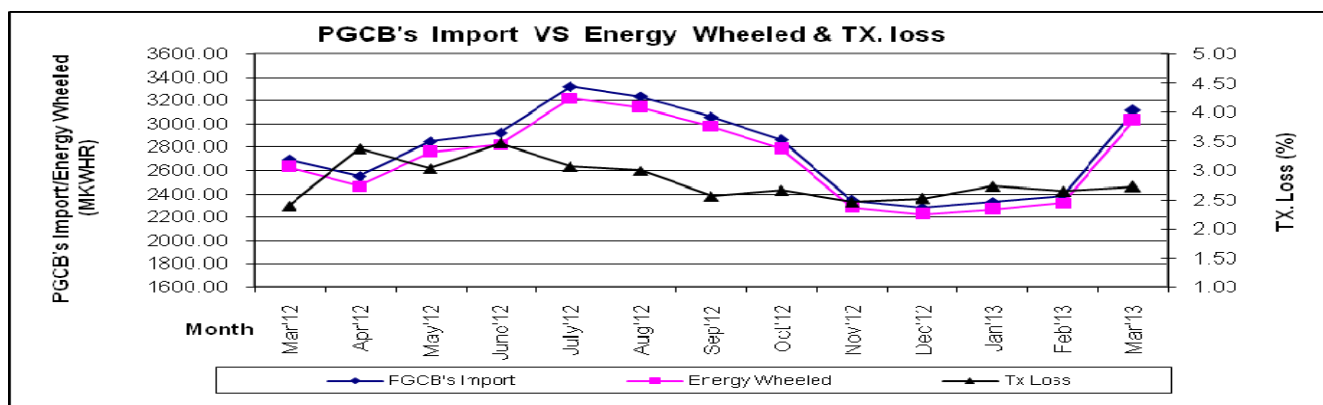
A) Generation, Demand and Load shedding

1) Generation:

The Total import of PGCB (Including IPP, RPP but excluding non Grid Generation & 2.5% unit x former loss at Ghorasal (7.80 Mkwahr)) during **March'13 and February'13** were **3110.83 Mkwahr** and **2382.54 Mkwahr** respectively. Gross generation, Net Generation and station use of BPDB's generating units as well as energy purchased from IPP & RPP (Including non grid generation) by BPDB and total non grid generation are tabulated below;

Month/FY	BPDB			Net Gen. (Mkwahr)		Total Net Gen. (BPDB, IPP & RPP) (Mkwahr)	Total net Non Grid Generation (Mkwahr)	Total Input/Import of PGCB (Mkwahr)
	Gross Gen. (Mkwahr)	Station use (Mkwahr)	Net Gen. (Mkwahr)	IPP	RPP			
	1	2	3=1-2	4	5			
FY 11-12	16011.38	872.09	15139.29	8706.61	9489.73	33335.63	1724.64	31,532.62
FY 12-13 (Upto Mar'13)	13543.12	714.45	12828.667	6142.49	7372.04	26,343.21	1379.97	24,903.70
March'13	1687.68	85.72	1601.96	679.14	1016.15	3,297.25	178.611	3,110.84
March'12	1309.79	63.59	1246.2	750.43	851.17	2,847.80	150.648	2,689.83
February'13	1540.2	79.89	1460.31	312.4	742.39	2,515.10	125.78	2,382.54

X*=2.5% unit x former loss of Ghorasal



2) Maximum Generation, Demand and Load shedding;

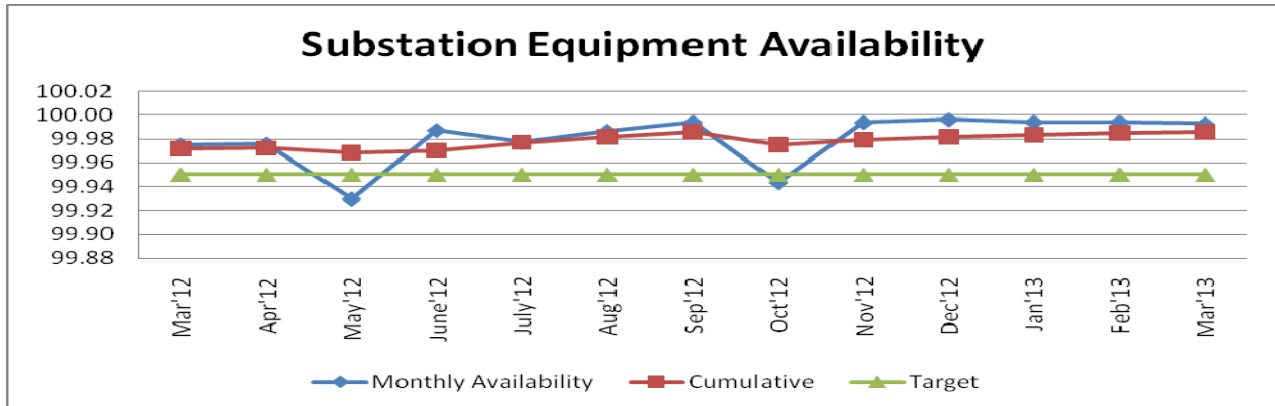
Maximum Generation, maximum Demand and maximum Load shed for the month of March'13 & and February'13 and FY 12-13 are shown below;

Description	February'13		March'13		FY 12-13 (Up to March'13)	
	MW	Date	MW	Date	MW	Date
Maximum Generation	5716	28.02.13	6080	15.03.13	6350.00	04.08.12
Maximum demand	5800	28.02.13	6250	25.03.13	6600.00	27.09.12
Maximum load shed.	487	13.02.13	445	20.03.13	1048	28.09.12

B) Key Performance Indicators of PGCB

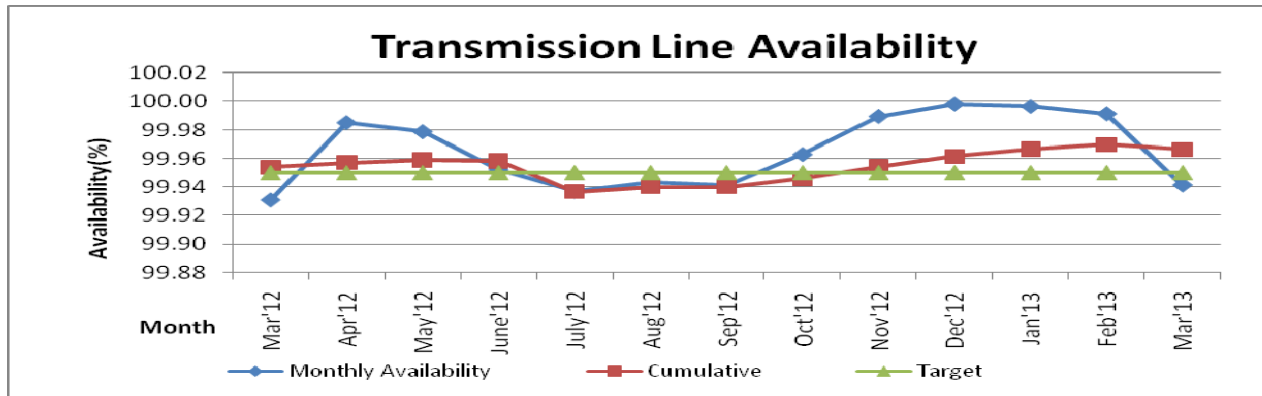
1) Substation Equipment Availability:

In the current month, Substation equipment availability is decreased slightly from the previous month. In the current month it is 99.9927% and in the previous month it was 99.9940% Cumulative availability up to the current month is 99.9857%.



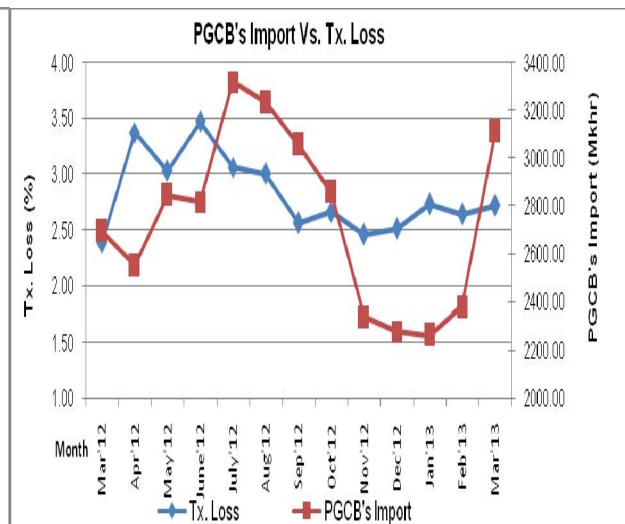
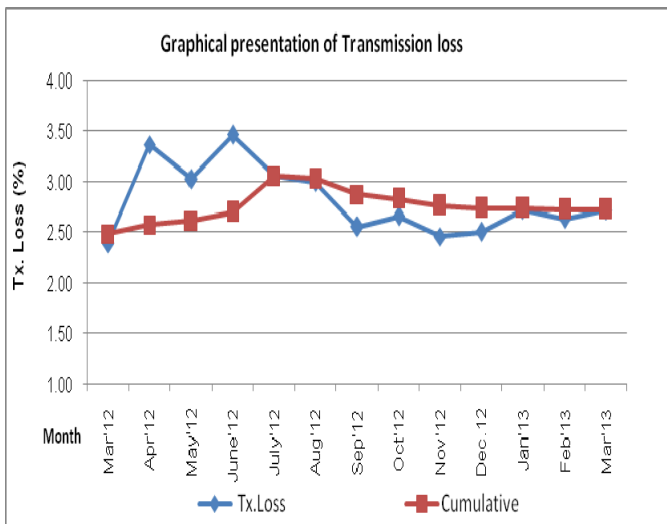
2) Transmission line Availability:

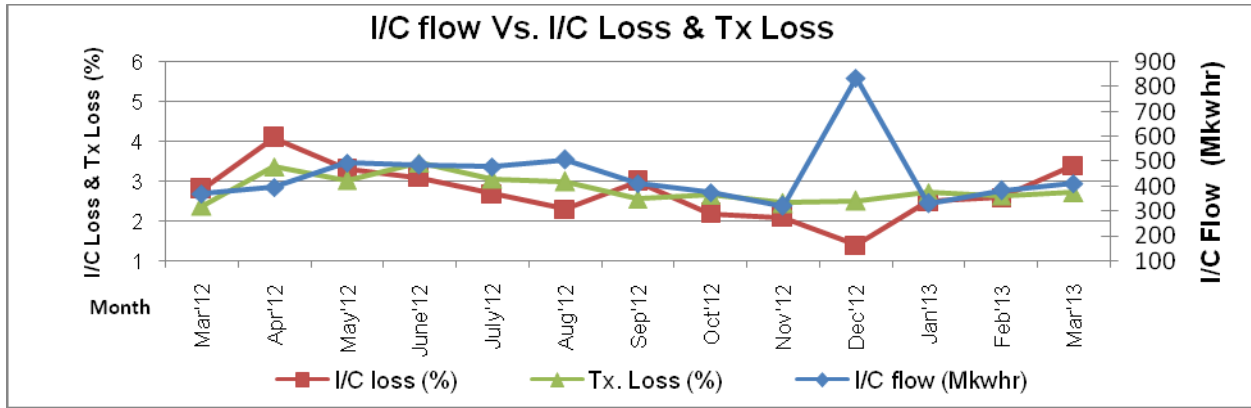
Transmission line availability in the current month decreased slightly from the previous month. In the Current month it is 99.9414% and in the previous month it was 99.9911% Cumulative availability up to the Current month is 99.9666%.



3) Transmission loss:

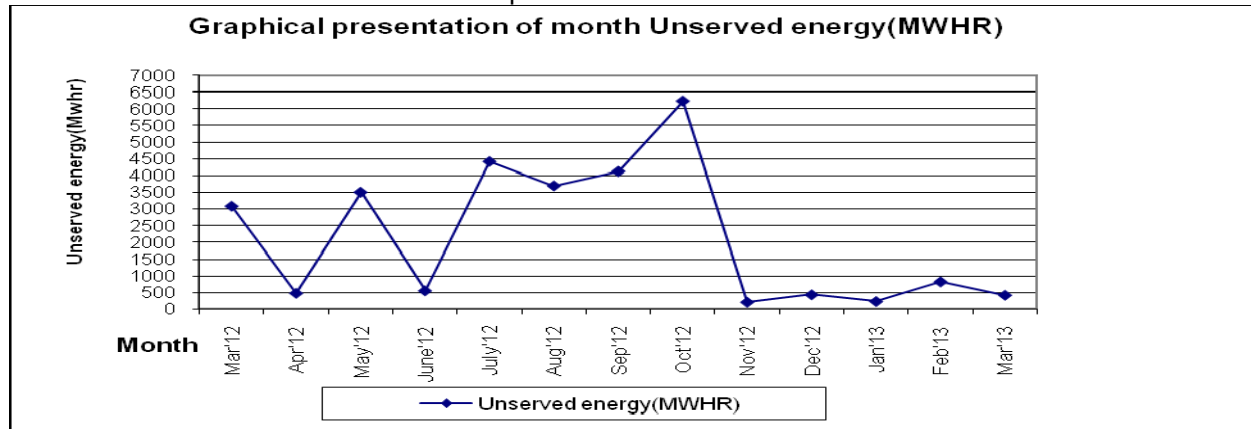
Transmission loss in the current month increased from the previous month. In the current month it is 2.72% and in the Previous month it was 2.64% Cumulative loss is 2.73%. Graphical presentation of Monthwise & Cumulative Transmission loss, PGCB's Import Vs. Tx. loss, I/C flow Vs. I/C loss and Tx. Loss are shown below;





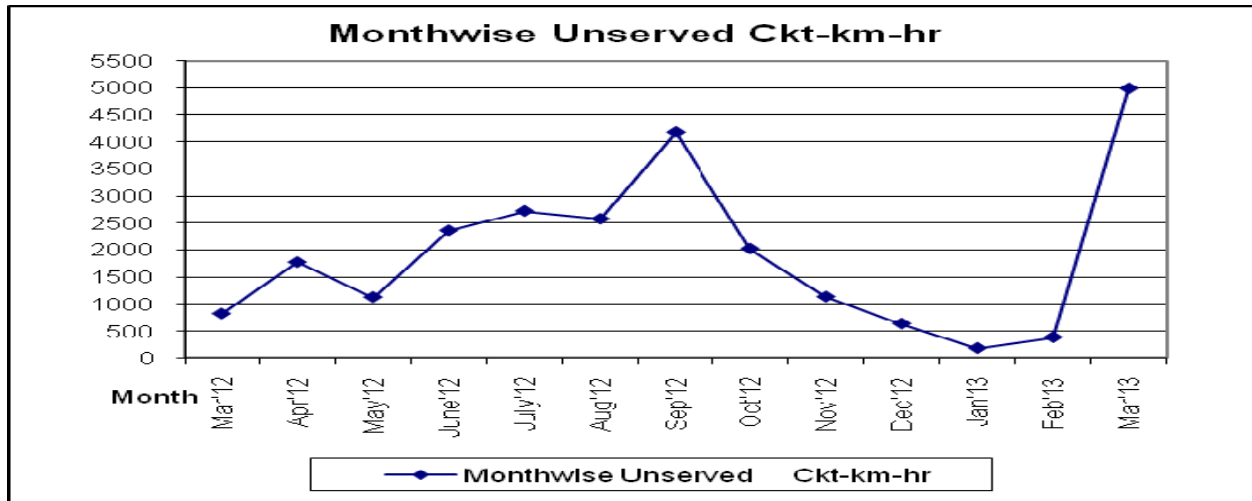
4) Unserved energy:

The amount of Unserved energy in the current month is decreased from the previous month. In the current month it is 418.31 Mwahr and in the previous month it was 822.93 Mwahr.



5) Unserved Ckt-Km-hr:

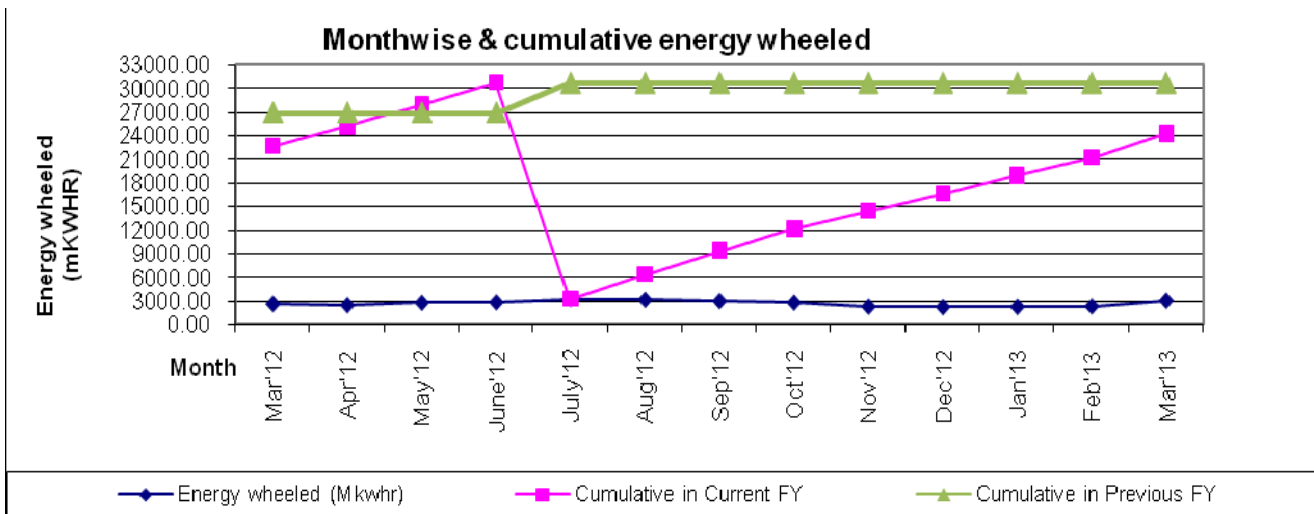
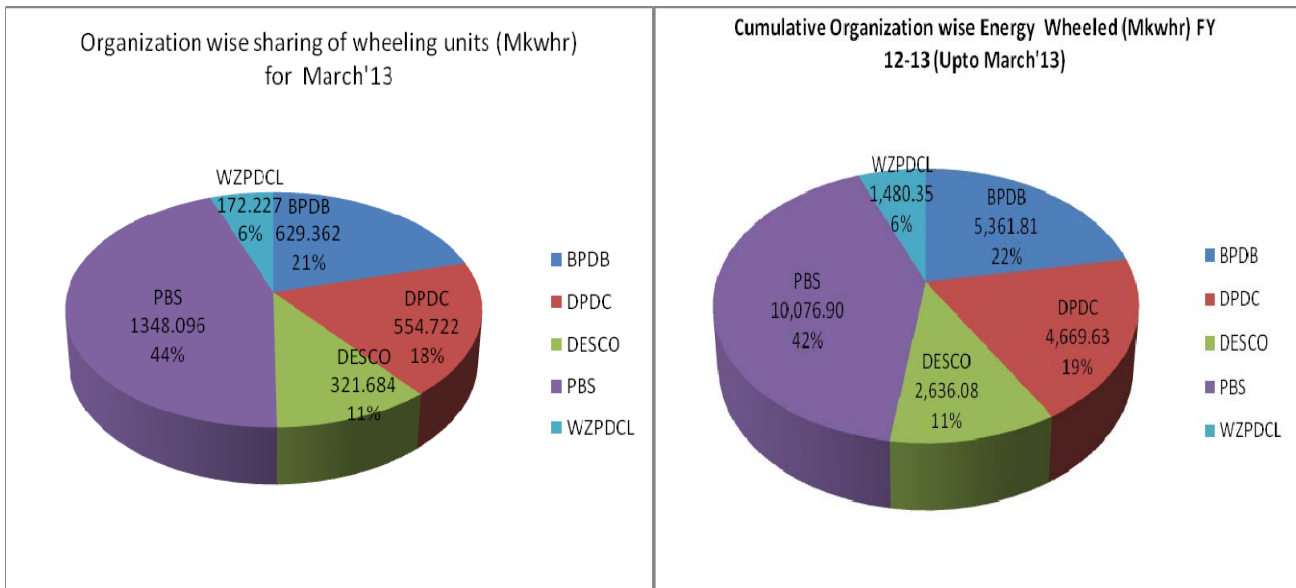
The amount of unserved Ckt-Km-hr in the current month increased from the previous month. In the current month it is 4995.55 Ckt-Km-hr and in the previous month it was 385.42 Ckt-Km-hr.



6) Organization wise Energy wheeled:

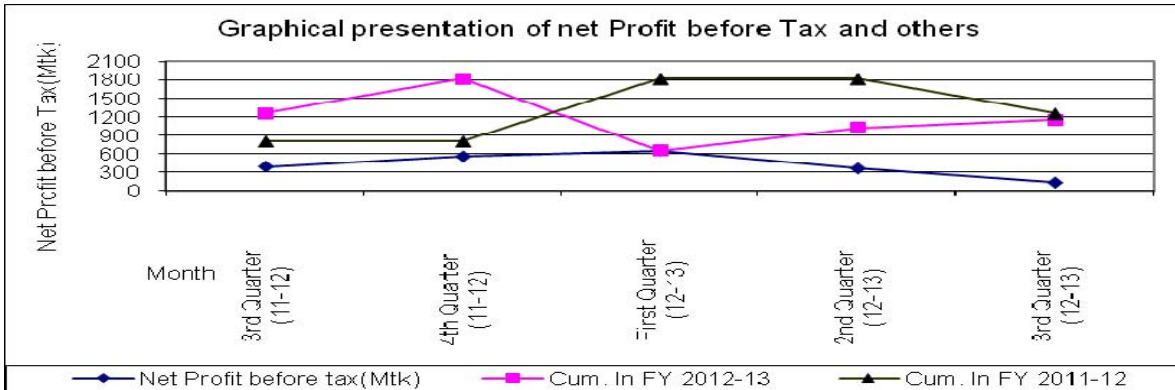
In the current month, total amount of energy wheeled to different distribution agencies has increased from the previous month. In the current month it is **3026.10** Mkwhr. and in the previous month it was **2319.65** Mkwhr. Energy wheeled to different Distribution agencies in the current month, In the previous month and cumulative up to the current month are shown in the table and graph below ;

Sl. No	Organization Name	March'13 (MKWH)	Feb'13 (MKWH)	March'12 (MKWH)	Cumulative For Current FY(12-13) Year(MKWH)	Cumulative For Previous FY(11-12) Year(MKWH)
1	BPDB	629.362	505.601	551.179	5,361.810	4384.158
2	DPDC	554.722	410.289	526.718	4,669.629	4199.585
3	DESCO	321.684	220.516	276.409	2,636.075	2236.763
4	PBS	1348.096	1048.005	1118.339	10,076.902	7475.838
5	WZPDCL	172.227	135.234	155.518	1,480.348	1164.822
6	Total	3026.091	2319.645	2628.163	24,224.764	19,461.166



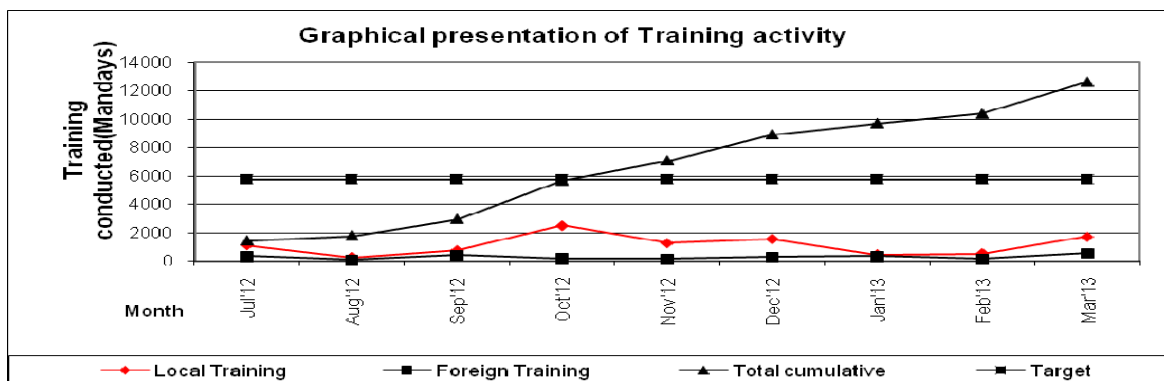
7) Profit statement:

In the 3rd quarter's unaudited net profit before tax is **134.28 MTK**. against second quarter's audited net profit before tax was **365.601.58 MTK**



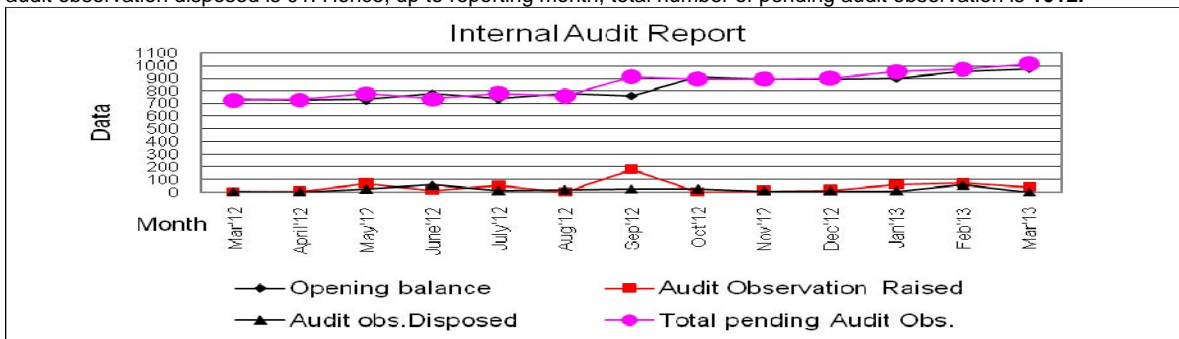
8) Training:

1712Mandays Local training and 533Mandays foreign trainings are conducted in the current month. So, up to **March'13** total cumulative is 12623Mandays.



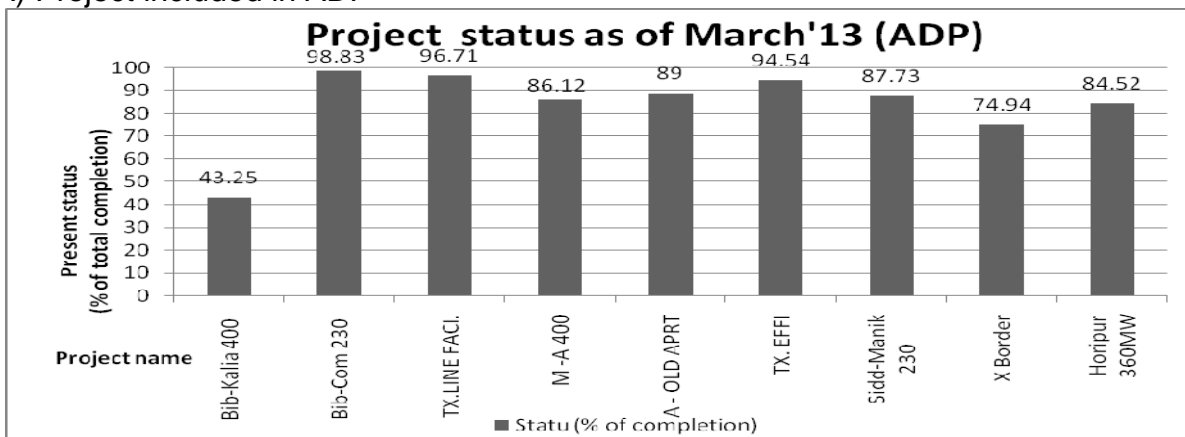
9) Internal Audit:

In the current month opening balance of Internal audit observation is 972, number of new audit observation raised is 41, number of audit observation disposed is 01. Hence, up to reporting month, total number of pending audit observation is **1012**.

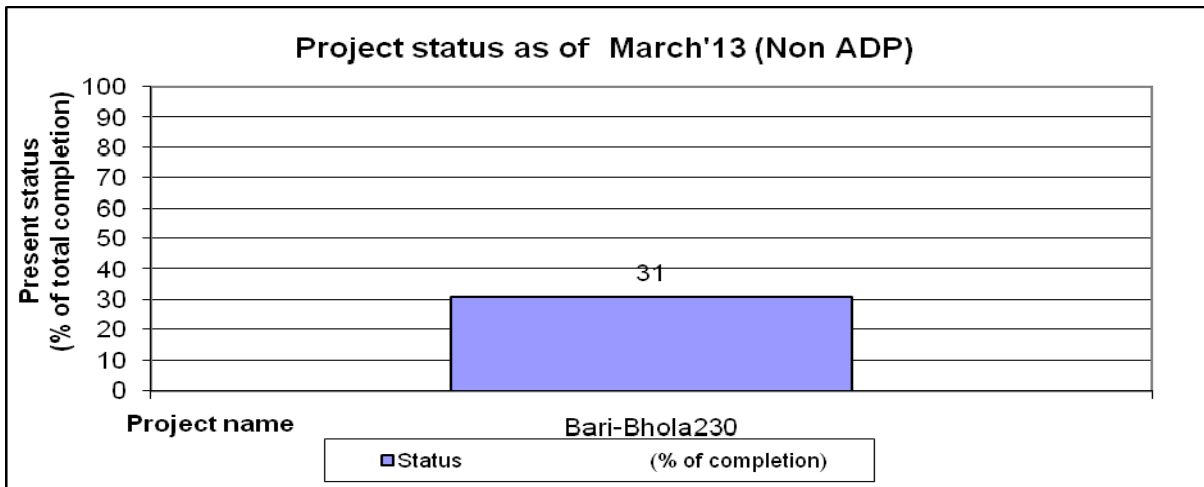


10) Project Status

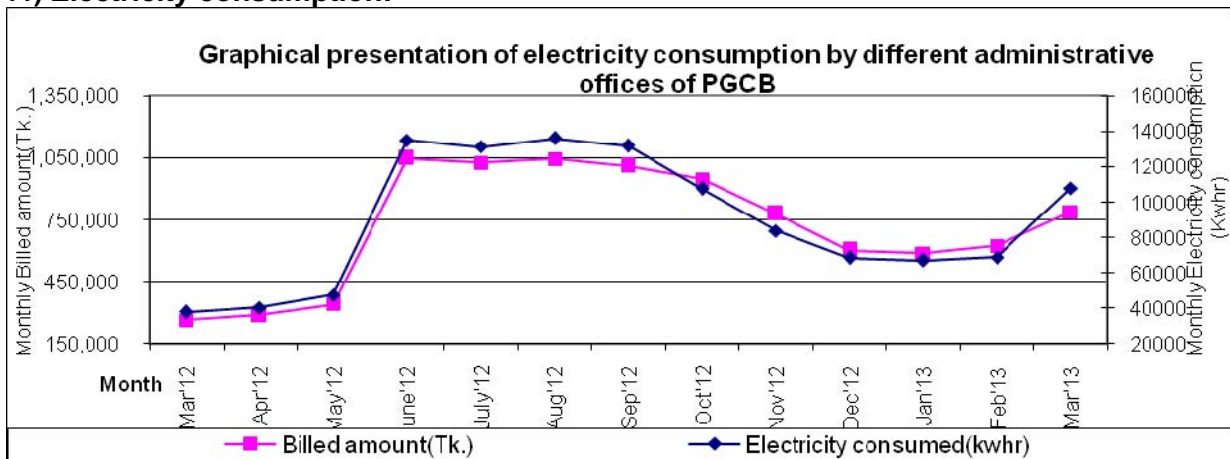
A) Project included in ADP



B) Non ADP Project



11) Electricity consumption:



(Abdur Rashid Khan)
Manager (M.I.S)

Memo no: PGCB/M.I.S/2013/3280

Date:29.05.13

Copy for information;

- 1) Managing Director, PGCB, Dhaka.
- 2) Director, O&M/P&D/Finance PGCB, Dhaka.
- 3) G.M, Transmission-1 & 2/Project/P&D/System Operation/P&A/Finance PGCB, Dhaka.
- 4) Company Secretary, PGCB, Dhaka.
- 5) Deputy General Manager, Planning / Design, PGCB, Dhaka.
- 6) Office Copy.