

Power Grid Company of Bangladesh Ltd.
Summary of Monthly Management Information System Report
June' 2013

In the current month total energy import of PGCB is **3,334.93** Mkwahr, total energy wheeled by PGCB is **3245.32**Mkwahr, Transmission loss is 2.69% and Cumulative loss is 2.92%.

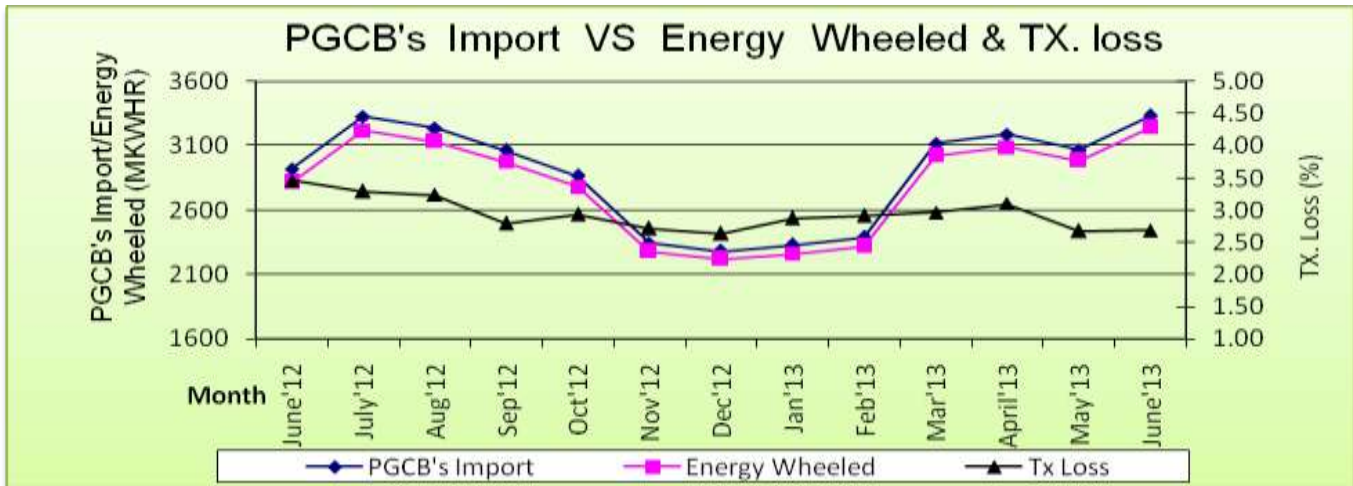
A brief overview on system Generation, Demand, Load shedding and Key Performance Indicators of PGCB is given below;

A) Generation, Demand and Load shedding

1) Generation:

The Total import of PGCB (Including IPP, RPP but excluding non Grid) during **June'13 and May'13** were 3,334.93 **Mkwahr** and 3,069.23 Mkwahr respectively. Gross generation, Net Generation and station use of BPDB's generating units as well as energy purchased from IPP & RPP (Including non grid generation) by BPDB and total non grid generation are tabulated below;

Month/FY	BPDB			Net Gen. (Mkwahr)		Total Net Gen. (BPDB, IPP & RPP) (Mkwahr)	Total net Non Grid Generation (Mkwahr)	Total Input/Import of PGCB (Mkwahr)
	Gross Gen. (Mkwahr)	Station use (Mkwahr)	Net Gen. (Mkwahr)	IPP	RPP			
	1	2	3=1-2	4	5			
FY 11-12	16011.38	872.09	15139.29	8706.61	9489.73	33335.63	1724.64	31,532.62
FY 12-13	18909.94	1013.1	17896.915	8341.36	10244.2	36482.42	1923.39	34,558.75
June'13	1869.97	103.36	1766.61	753.7	1032.43	3,552.74	217.82	3,334.93
June'12	1592.37	92.23	1500.14	747.9	839.812	3,087.85	162.12	2,925.73
May'13	1777.848	107.39	1670.458	694.58	842.09	3,207.13	137.899	3069.23



2) Maximum Generation, Demand and Load shedding;

Maximum Generation, maximum Demand and maximum Load shed for the month of June'13 & and May'13 and FY 12-13 are shown below;

Description	May'13		June'13		FY 12-13	
	MW	Date	MW	Date	MW	Date
Maximum Generation	6223	02.05.13	6434	15.06.13	6434	15.06.13
Maximum demand	6350	02.05.13	6600	17.06.13	6600	17.06.13
Maximum load shed.	370	20.05.13	689	23.06.13	1048	28.09.12

B) Key Performance Indicators of PGCB

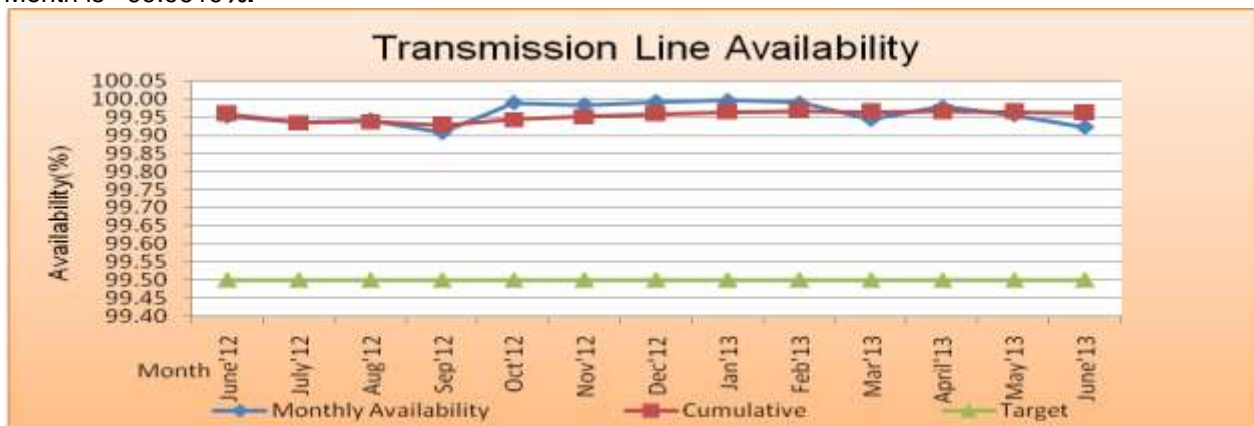
1) Substation Equipment Availability:

In the current month, Substation equipment availability is decreased from the previous month. In the Current month it is 99.9684% and in the previous month it was 99.9931% Cumulative availability up to The current month is 99.9833%.



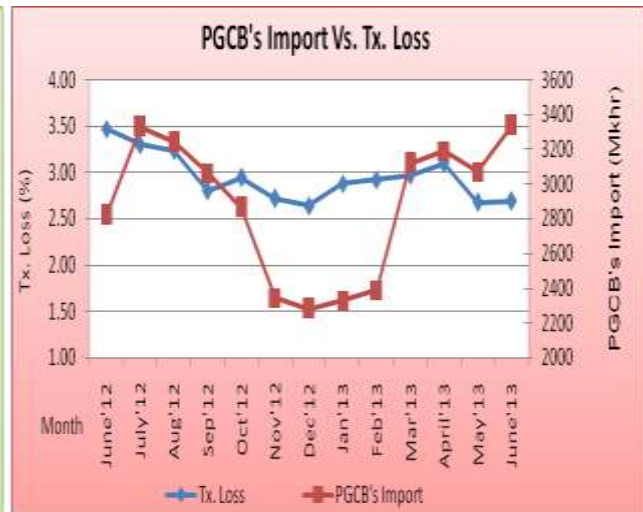
2) Transmission line Availability:

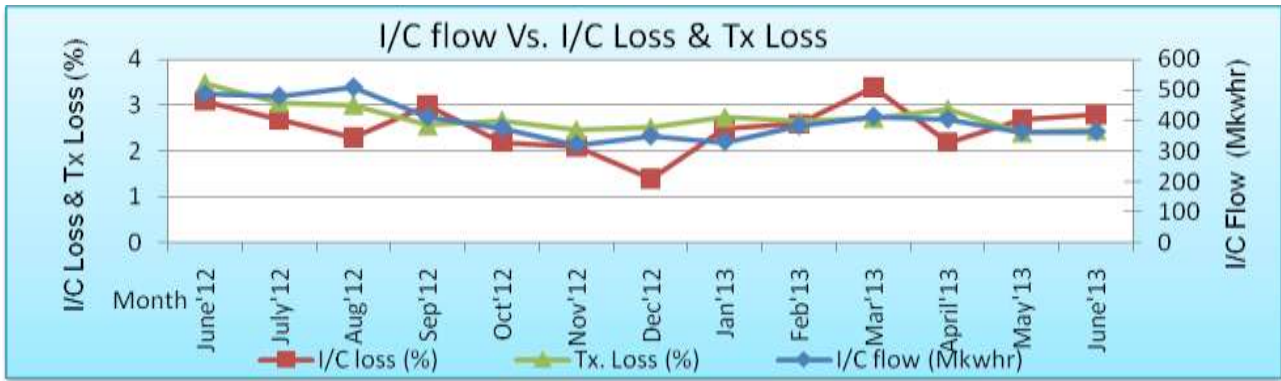
Transmission line availability in the current month decreased from the previous month. In the Current Month it is 99.9227% and in the previous month it was 99.9555% Cumulative availability up to the Current Month is 99.9619%.



3) Transmission loss:

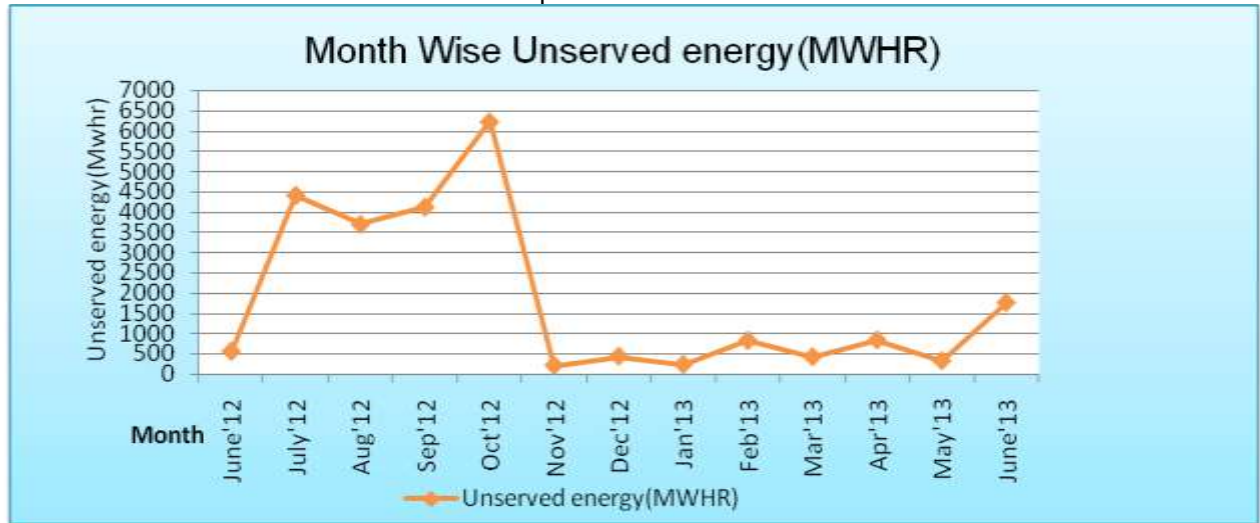
Transmission loss in the current month increased from the previous month. In the current month it is 2.69% and in the Previous month it was 2.68% Cumulative loss is 2.92%. Graphical presentation of Monthwise & Cumulative Transmission loss, PGCB's Import Vs. Tx. loss, I/C flow Vs. I/C loss and Tx. Loss are shown below;





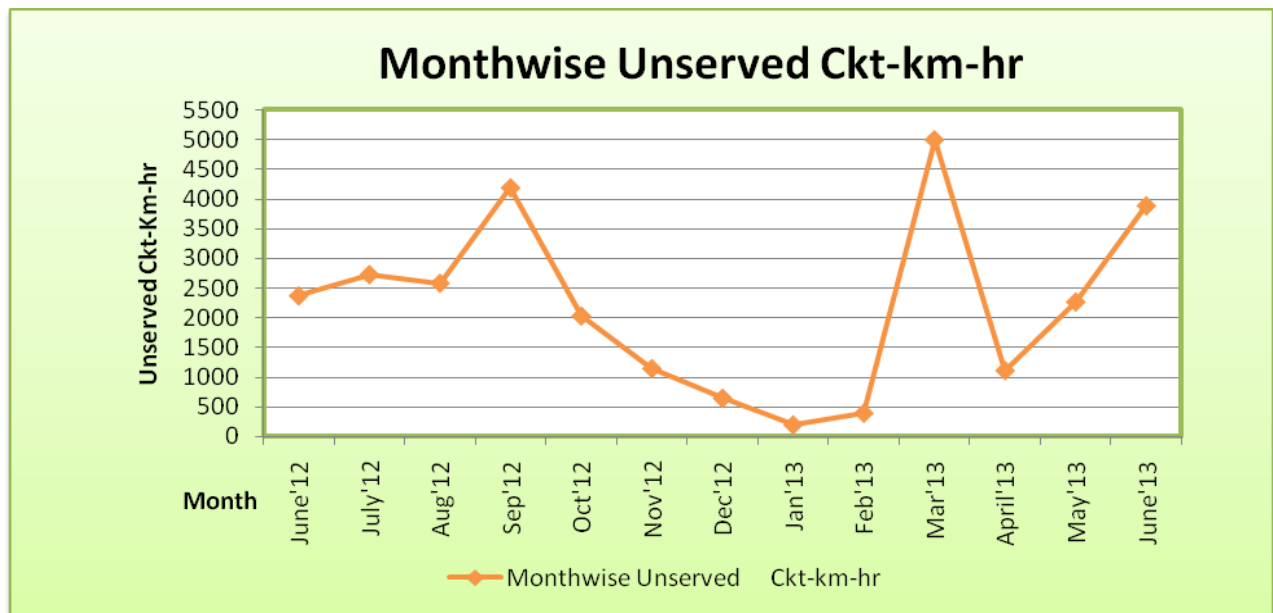
4) Unserved energy:

The amount of Unserved energy in the current month is increased from the previous month. In the current month it is 1762.77 Mwhr and in the previous month it was 317.96 Mwhr.



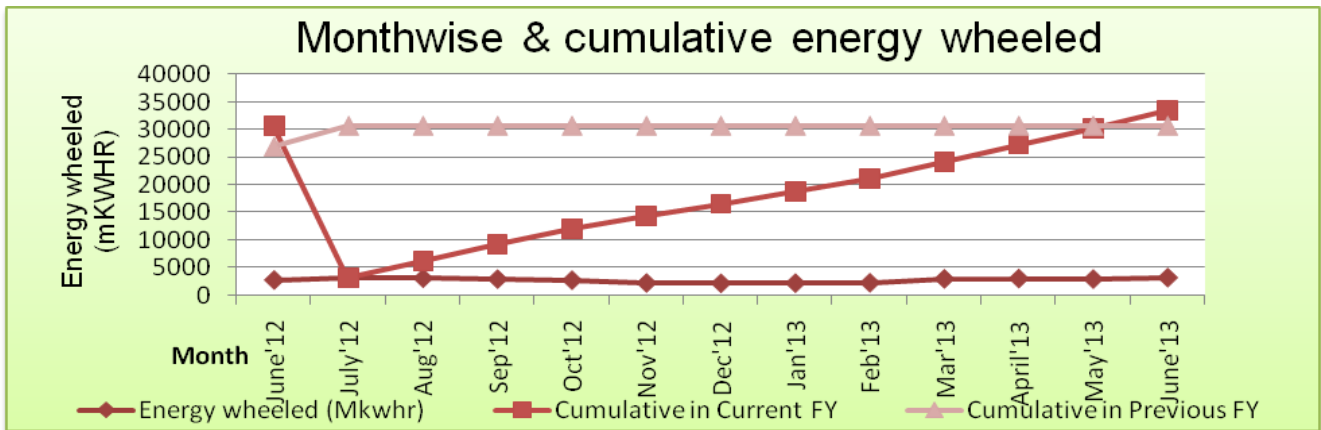
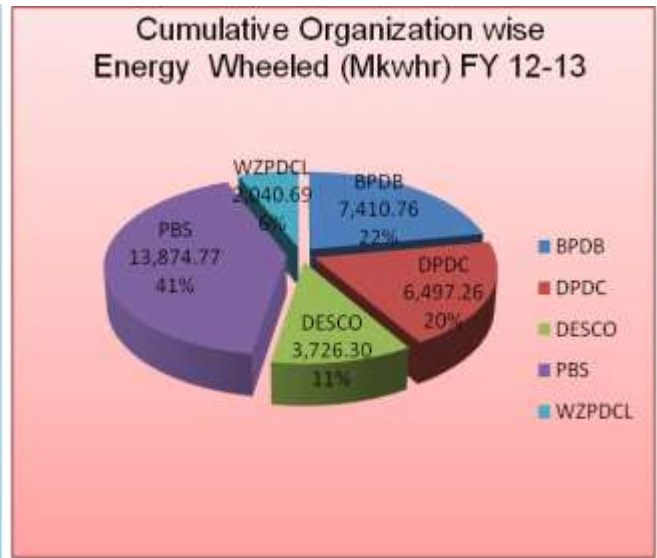
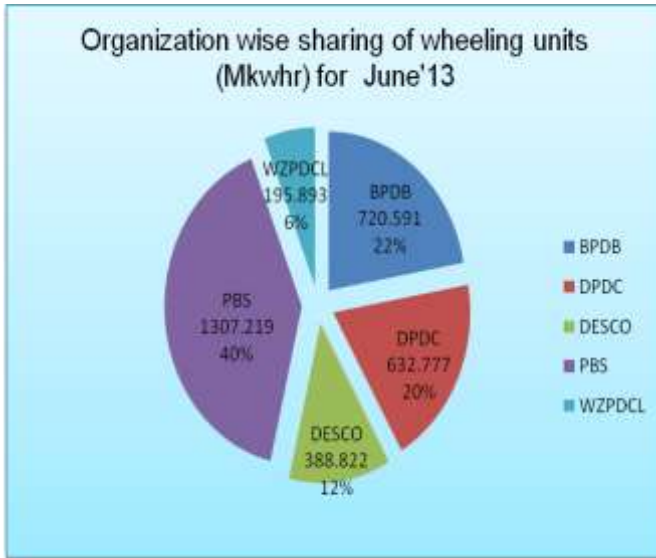
5) Unserved Ckt-Km-hr:

The amount of unserved Ckt-Km-hr in the current month increased sharply from the previous month. In the current month it is 3882.54 Ckt-Km-hr and in the previous month it was 2261.91 Ckt-Km-hr.

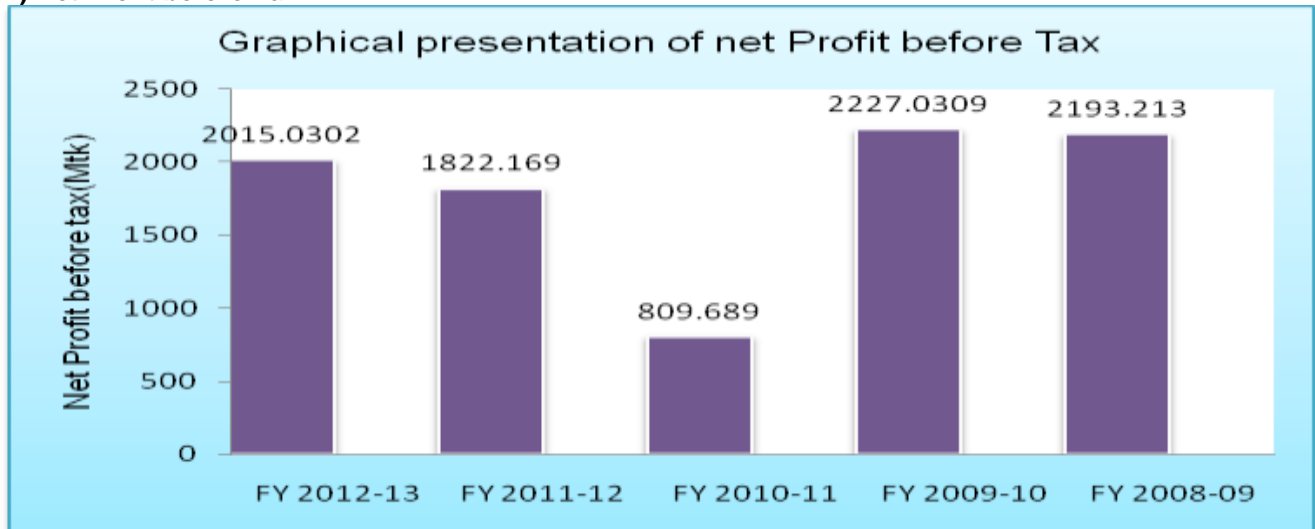


6) Organization wise Energy wheeled:

In the current month, total amount of energy wheeled to different distribution agencies has increased from the previous month. In the current month it is **3245.31** Mkw.hr. and in the previous month it was **2986.99** Mkw.hr. Energy wheeled to different Distribution agencies in the current month, In the previous month and cumulative up to the current month are shown in the graph below ;

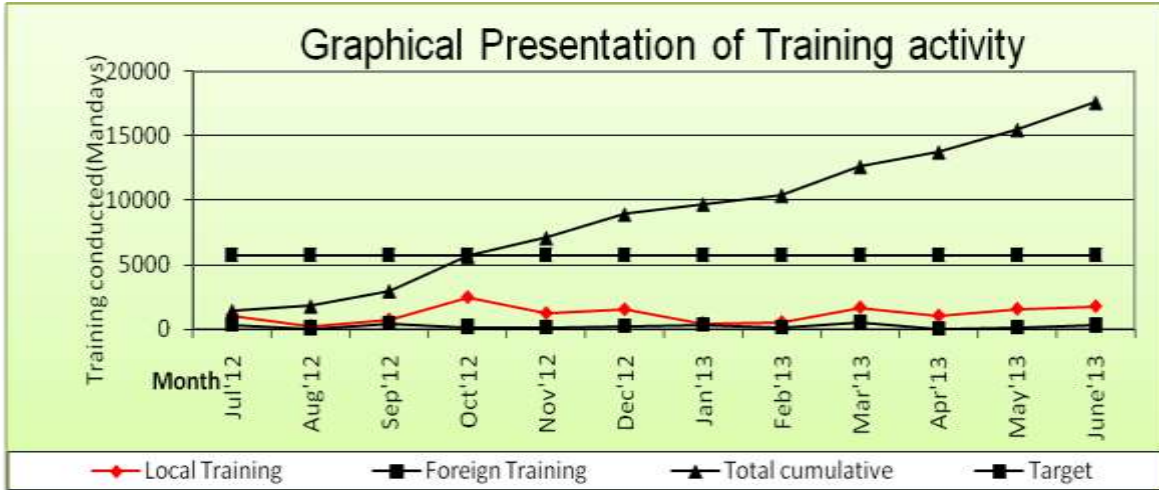


7) Net Profit before Tax:



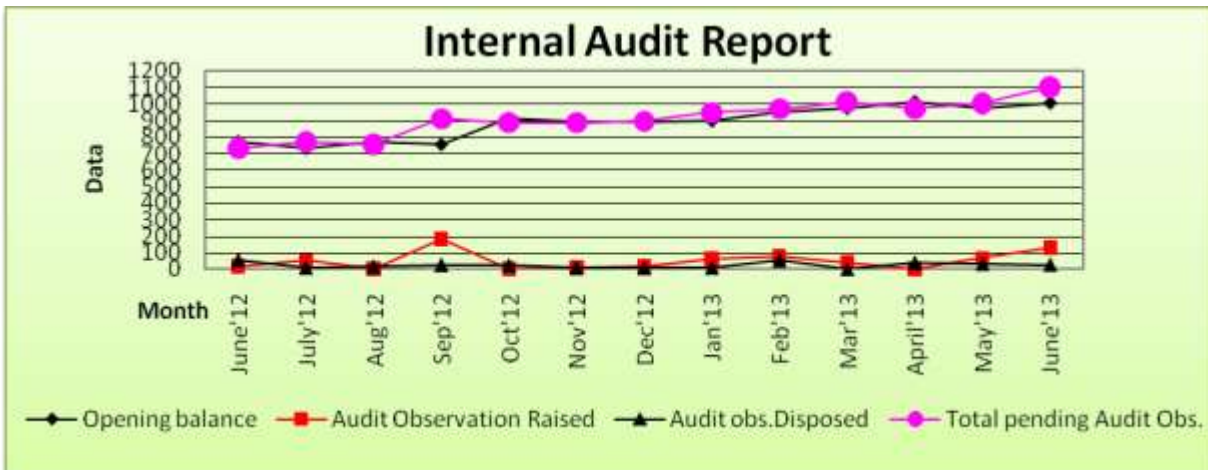
8) Training:

1803 Mandays Local training and 301 Mandays foreign trainings are conducted in the current month. So, up to June'13 total cumulative is 17576.5 Mandays.



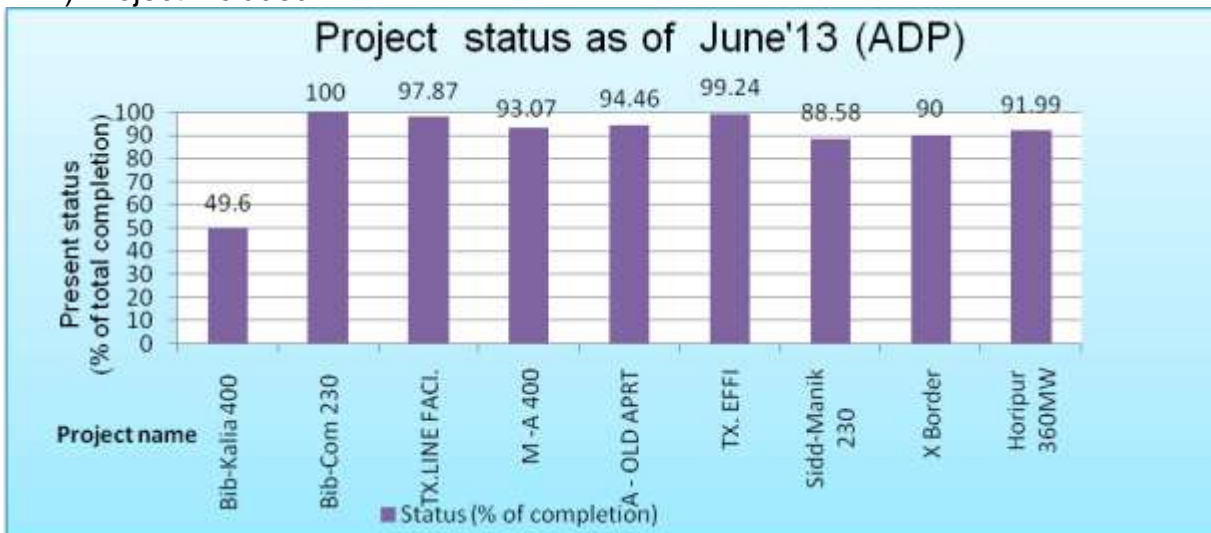
9) Internal Audit:

In the current month opening balance of Internal audit observation is 1005 number of new audit observation raised is 128 number of audit observation disposed is 27. Hence, up to reporting month, total number of pending audit observation is 1106.

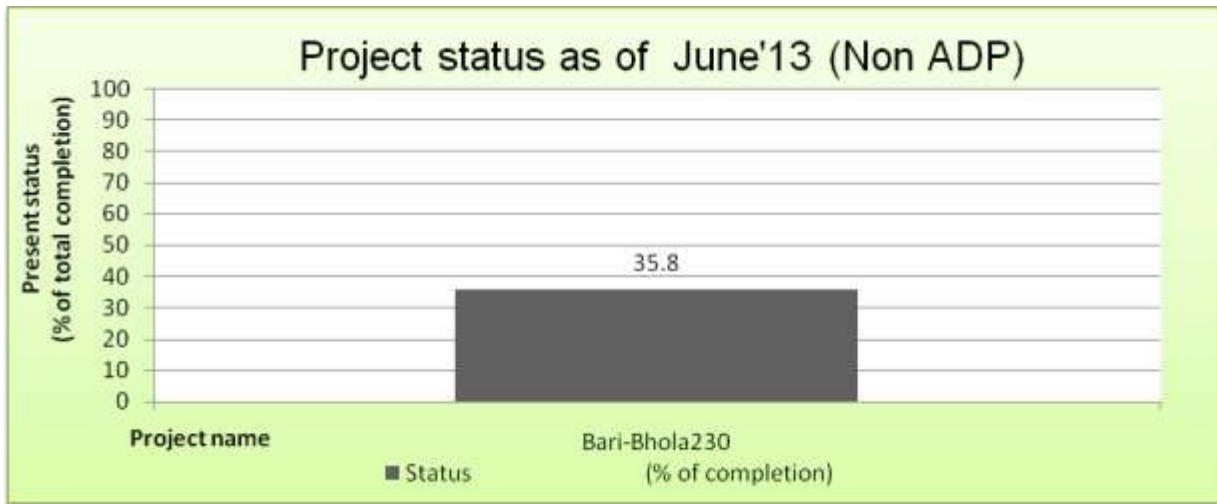


10) Project Status

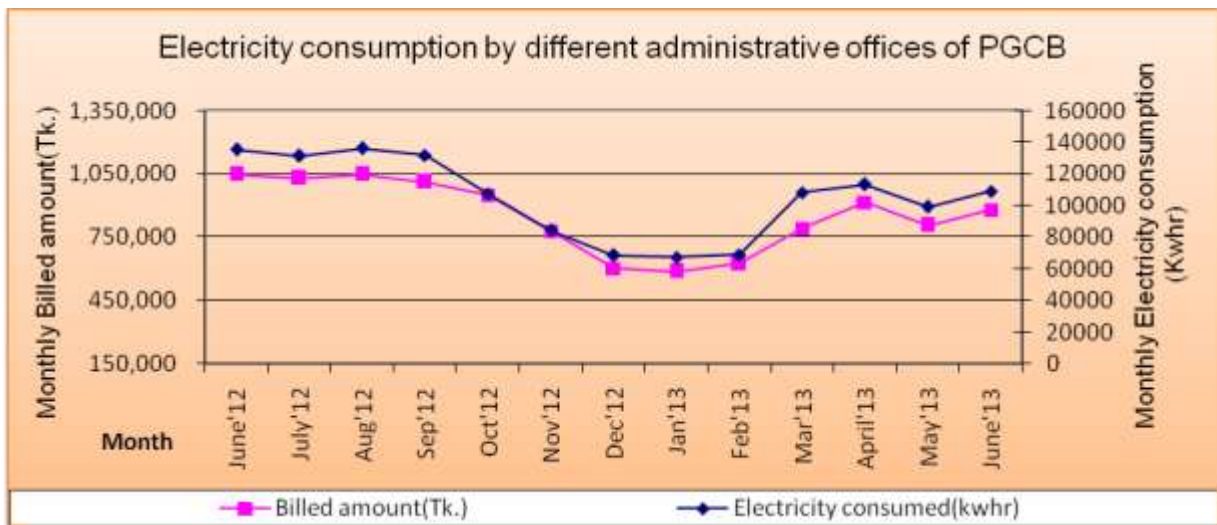
A) Project included in ADP



B) Non ADP Project



11) **Electricity consumption:**



(Abdur Rashid Khan)
Executive Engineer (M.I.S)

Memo no: PGCB/M.I.S/2013/7503

Date: 25.11.13

Copy for information;

- 1) Managing Director, PGCB, Dhaka.
- 2) Director, O&M/P&D/Finance PGCB, Dhaka.
- 3) G.M, Transmission-1 & 2/Project/P&D/System Operation/P&A/Finance PGCB, Dhaka.
- 4) Company Secretary, PGCB, Dhaka.
- 5) Deputy General Manager, Planning / Design, PGCB, Dhaka.
- 6) Office Copy.