

Power Grid Company of Bangladesh Ltd.
Summary of Monthly Management Information System Report
January' 2014

In the current month total energy import of PGCB is **2,673.616** Mkwahr, total energy wheeled by PGCB is **2,595.306** Mkwahr, Transmission loss is **2.93%** and Cumulative loss is **2.77%**.

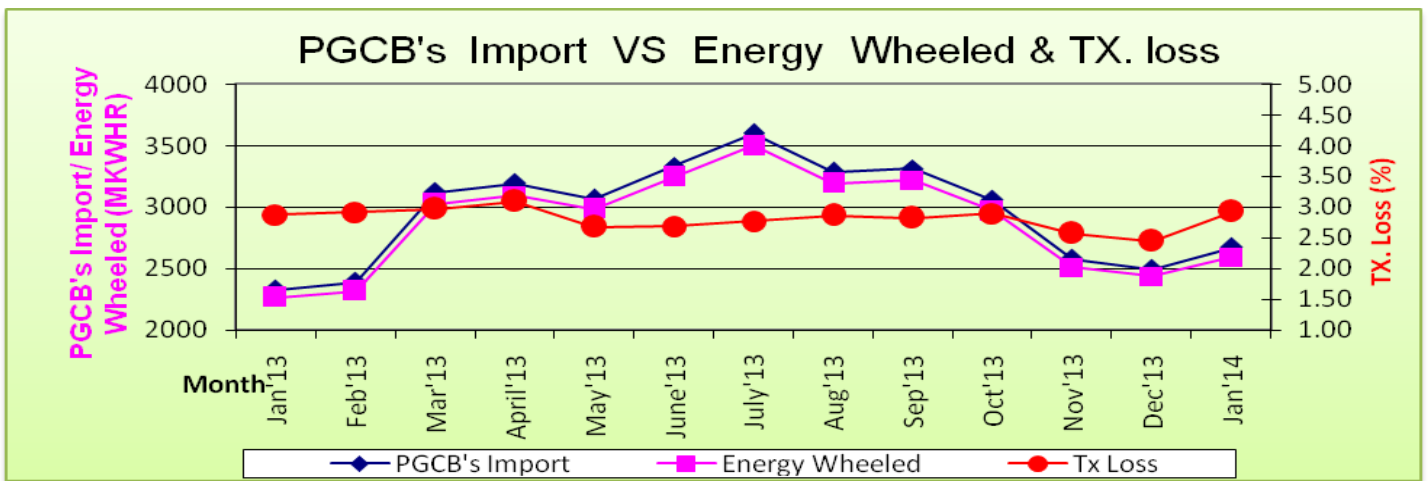
A brief overview on system Generation, Demand, Load shedding and Key Performance Indicators of PGCB is given below;

A) Generation, Demand and Load shedding

1) Generation:

The Total import of PGCB (Including IPP, RPP, Imported from India but excluding non Grid Generation) during **January'14 and December'13** were **2,673.616** Mkwahr and **2,497.095** Mkwahr respectively. Gross generation, Net Generation and station use of BPDB's generating units as well as energy purchased from IPP & RPP (Including non grid generation) by BPDB and total non grid generation are tabulated below;

Month/FY	BPDB			Net Generation. (Mkwahr)			Total Net Gen. (BPDB, IPP,RPP & Imported) (Mkwahr)	Total net Non Grid Generation (Mkwahr)	Total Input/ Import of PGCB (Mkwahr)
	Gross Gen. (Mkwahr)	Station use (Mkwahr)	Net Gen. (Mkwahr)	IPP	RPP	Imported from India			
	1	2	3=1-2	4	5	6			
FY 12-13	18909.96	1013.29	17896.67	8341.35	10244.14		36,482.16	1923.391	34,558.77
FY 13-14 (Up to Jan'14)	11391.88	586.992	10804.88	4760.819	5916.11	798.835	22,280.65	1279.1736	21,001.48
January'2014	1350.881	73.355	1277.526	641.787	563.902	321.135	2,804.35	130.734	2,673.62
January'2013	1149.2	60.85	1088.35	631.91	736.46		2,456.72	126.703	2,330.02
December'13	1147.84	64.713	1083.127	721.472	535.018	274.71	2,614.33	117.229	2,497.10



2) Maximum Generation, Demand and Load shedding;

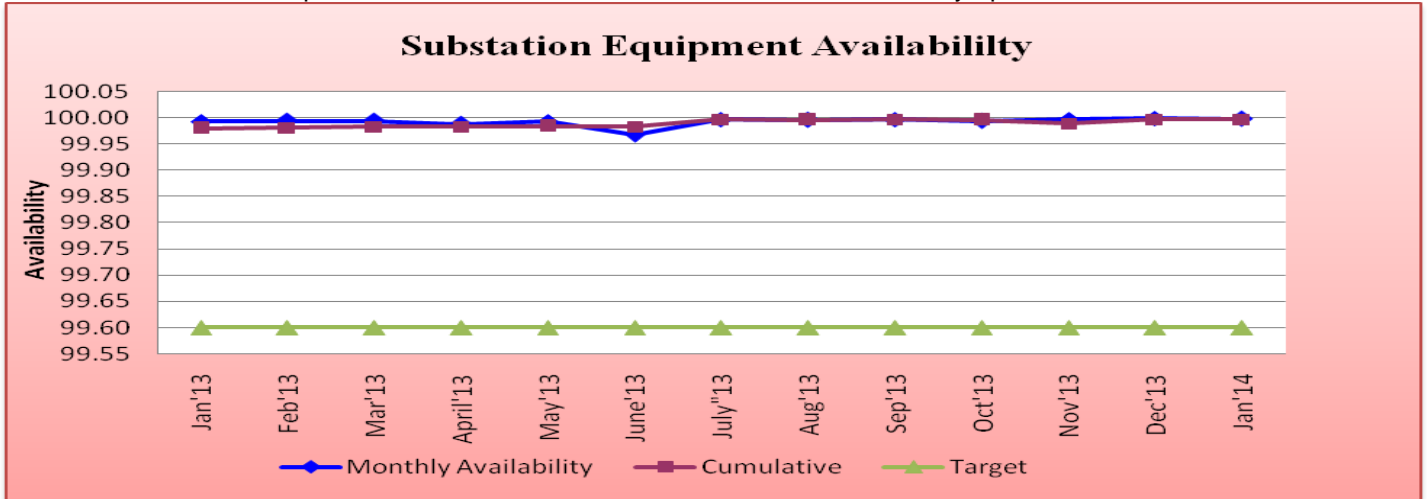
Maximum Generation, maximum Demand and maximum Load shed for the Current Month, Previous Month and Current FY are shown below:

Description	December'13		January'14		FY 13-14 (Up to January'14)	
	MW	Date	MW	Date	MW	Date
Maximum Generation	5658	03.12.13	5934	29.01.2014	6675	12.07.13
Maximum demand	5658	03.12.13	5934	29.01.2014	6900	24.07.13
Maximum load shed.	-	-	-	-	932	23.10.13

B) Key Performance Indicators of PGCB

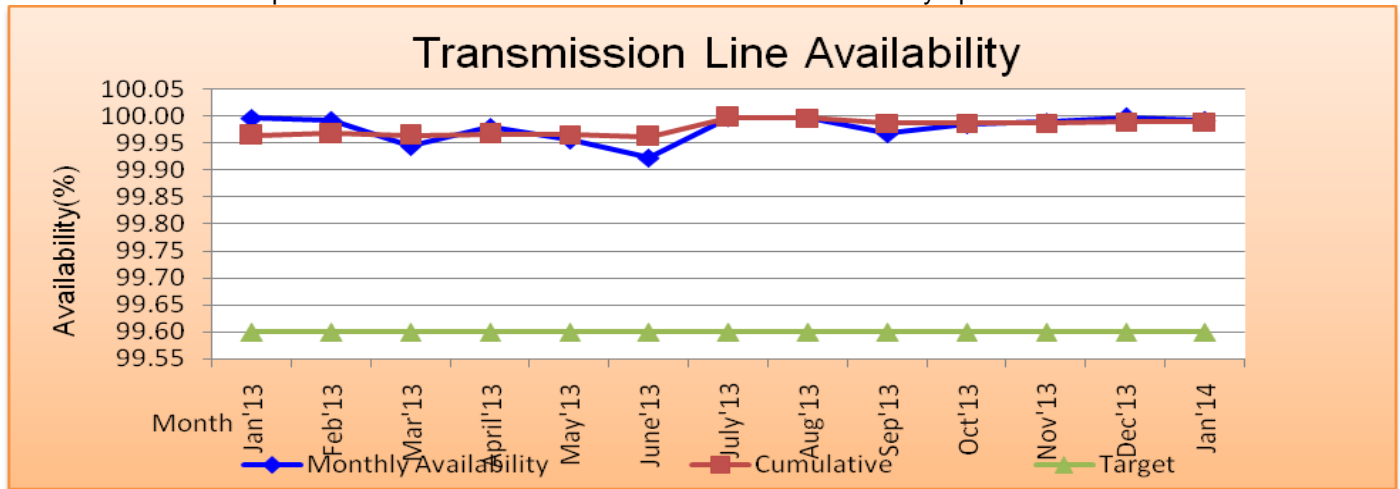
1) Substation Equipment Availability:

In the current month, Substation equipment availability is slightly decreased from the previous month. In the Current month it is 99.9980% and in the previous month it was 99.9993%. Cumulative availability up to the current month is 99.9970%.



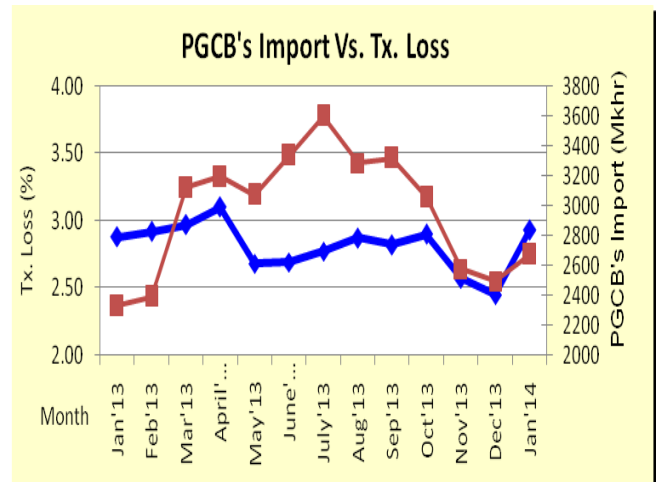
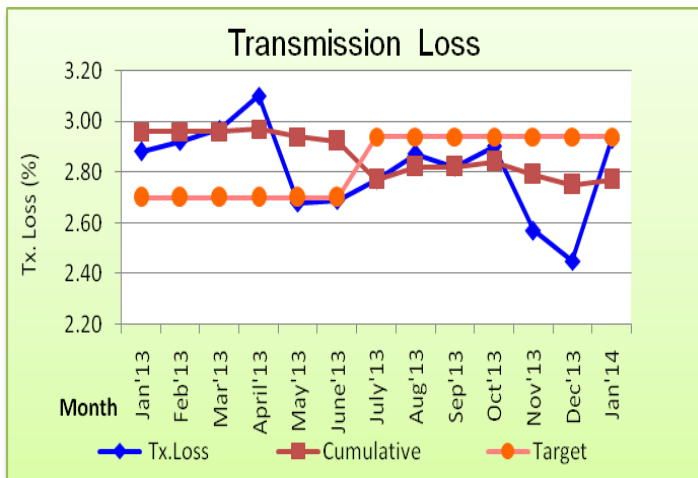
2) Transmission line Availability:

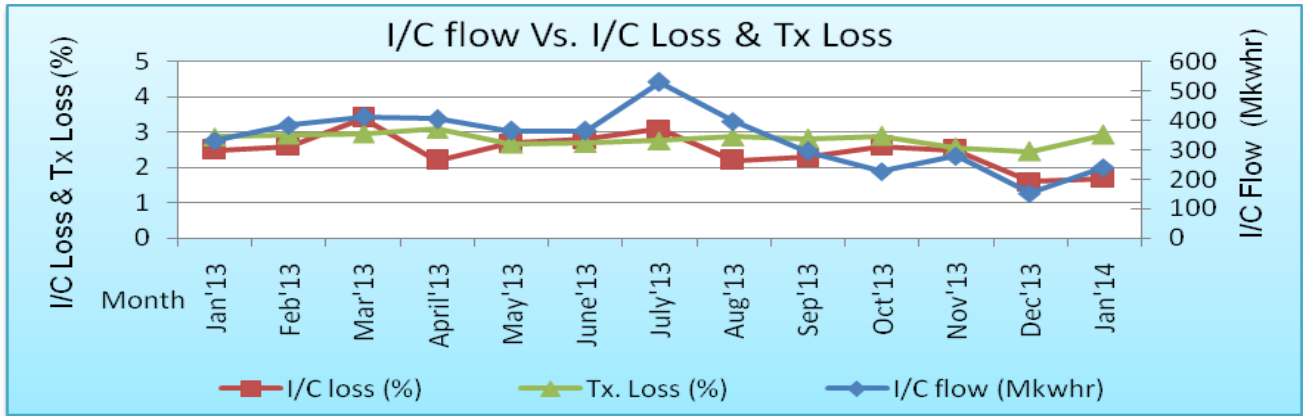
Transmission line availability in the current month is slightly decreased from the previous month. In the Current month it is 99.9912% and in the previous month it was 99.9981%. Cumulative availability up to the Current month is 99.9894%.



3) Transmission loss:

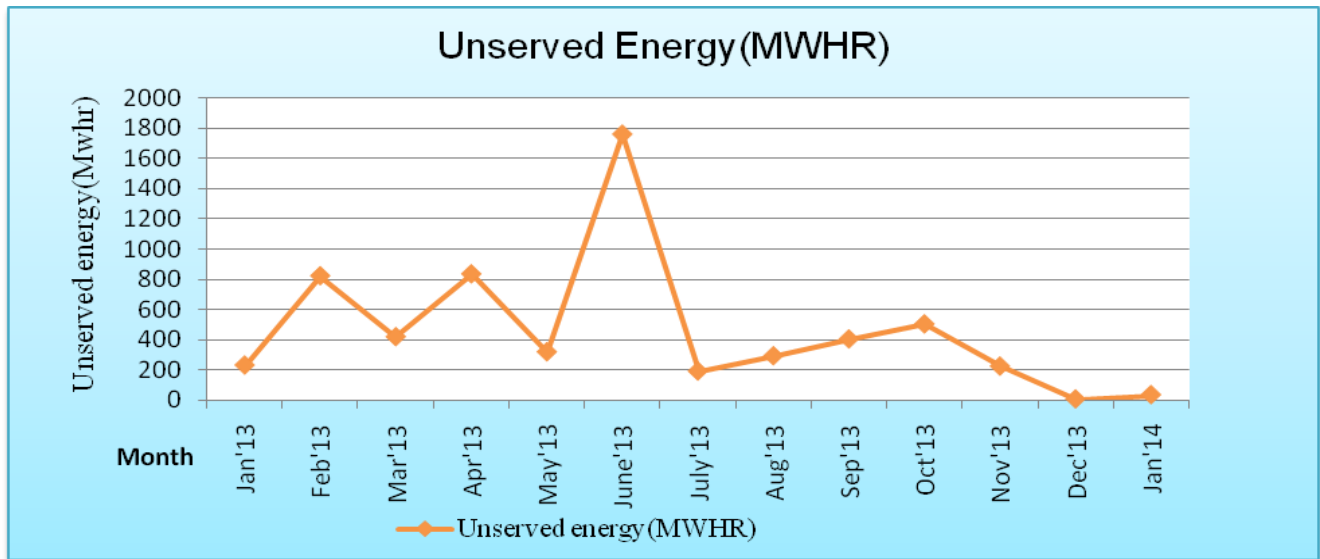
Transmission loss in the current month is increased from the previous month. In the current month it is 2.93% and in The Previous month it was 2.45%. Cumulative loss is 2.77%. Graphical presentation of Month wise & Cumulative Transmission loss, PGCB's Import Vs. Tx. loss, I/C flow Vs. I/C loss and Tx. Loss are shown below;





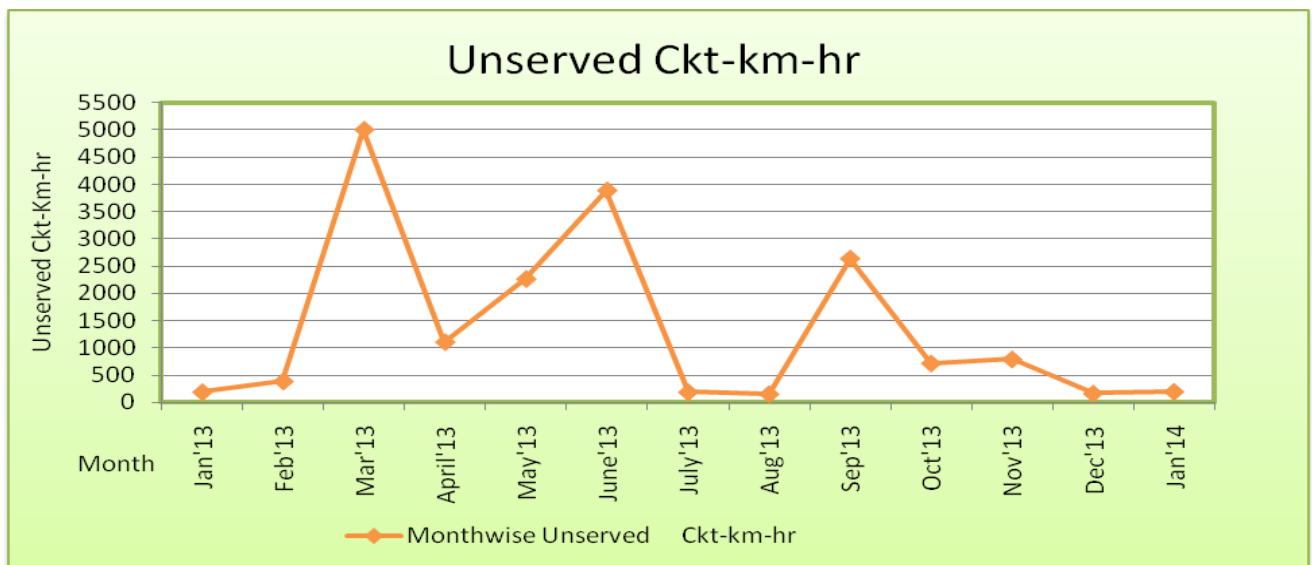
4) Unserved energy:

The amount of Unserved energy in the current month is increased from the previous month. In the current month it is 33.52 Mwahr and in the previous month it was 5.04 Mwahr.



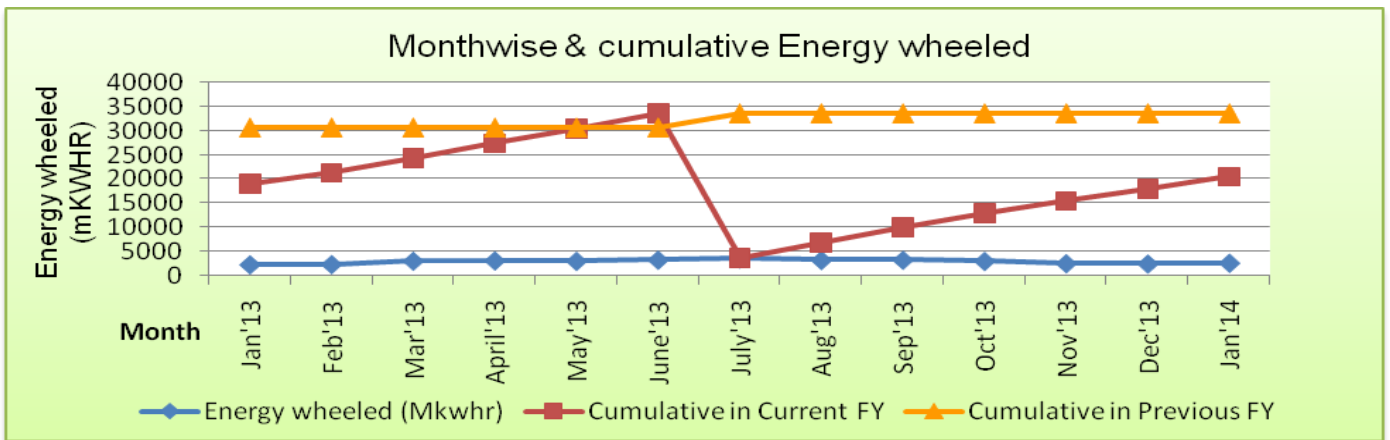
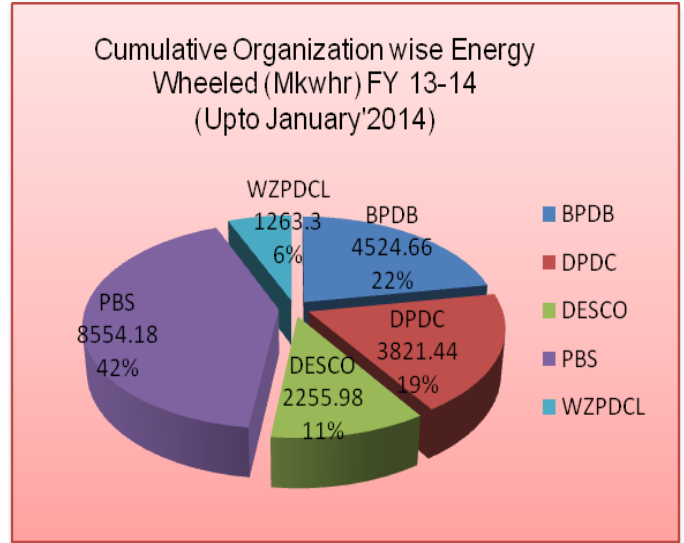
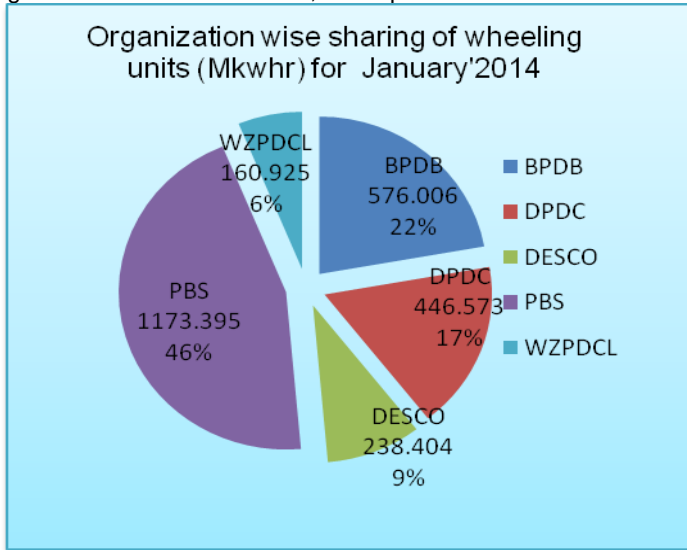
5) Unserved Ckt-Km-hr:

The amount of unserved Ckt-Km-hr in the current month is increased from the previous month. In the current month it is 195.00 Ckt-Km-hr and in the previous month it was 162.802 Ckt -Km-hr.

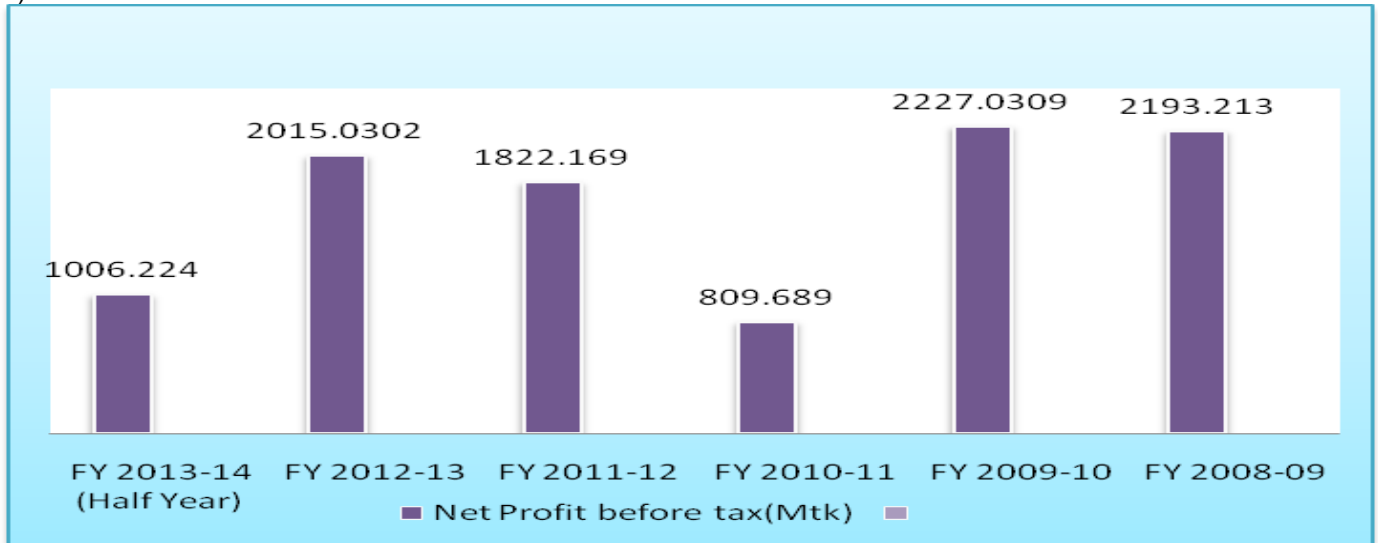


6) Organization wise Energy wheeled:

In the current month, total amount of energy wheeled to different distribution agencies has increased from the previous month. In the current month it is **2,595.306** Mkw.hr. and in the previous month it was **2,435.95** Mkw.hr. Energy wheeled to different Distribution agencies in the current month, In the previous month and cumulative up to the current month are shown in the graph below ;

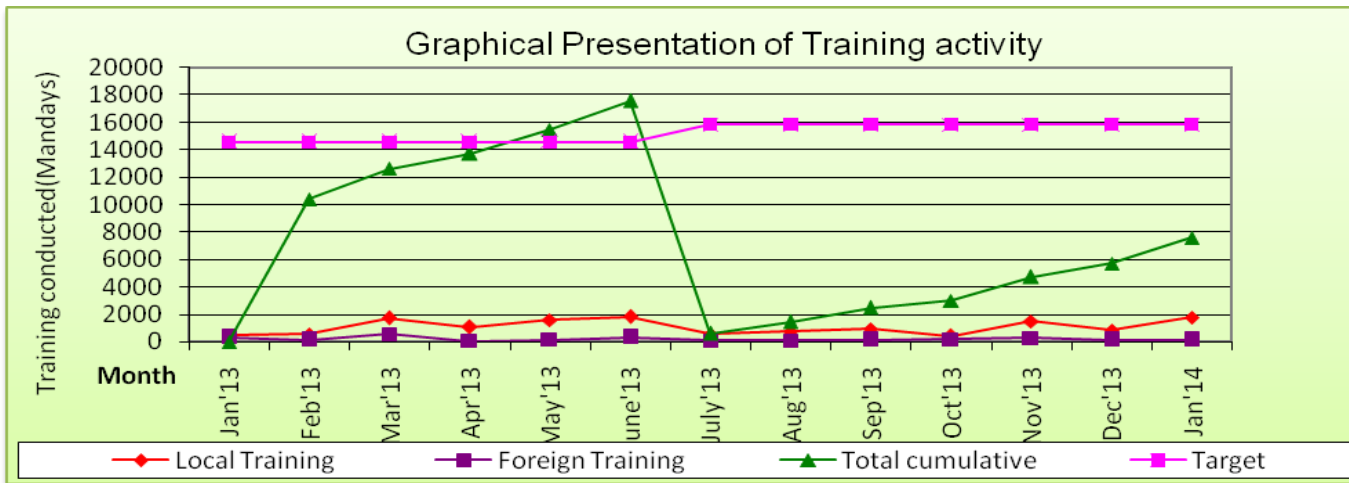


7) Net Profit Before Tax:



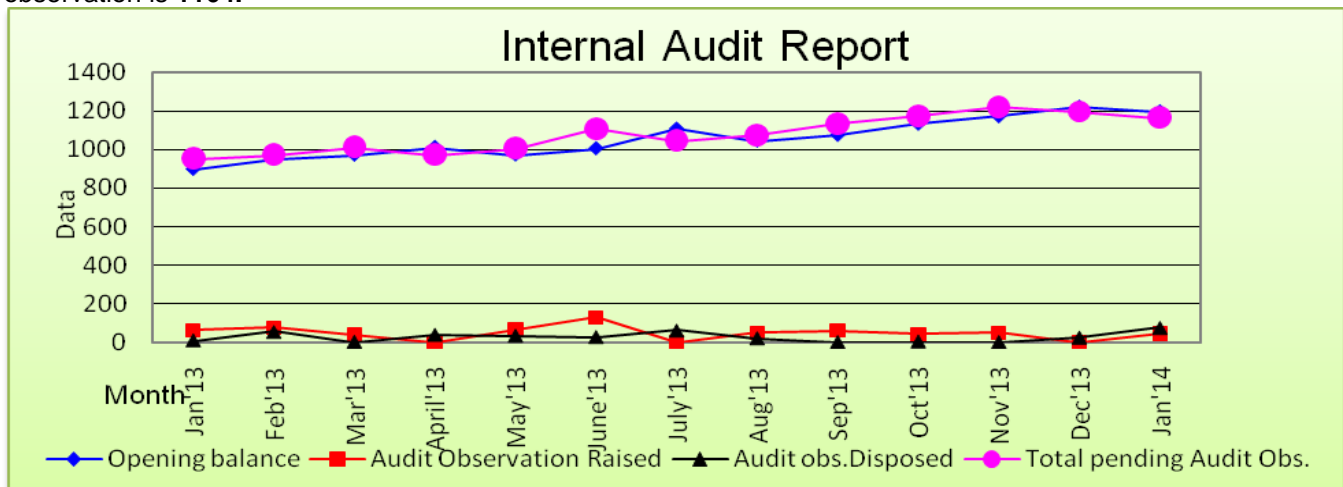
8) Training:

1752 Mandays Local training and 133 Mandays foreign trainings are conducted in the current month. So, up to **Current month** total cumulative is 7583 Mandays and target 15847.50 Mandays.



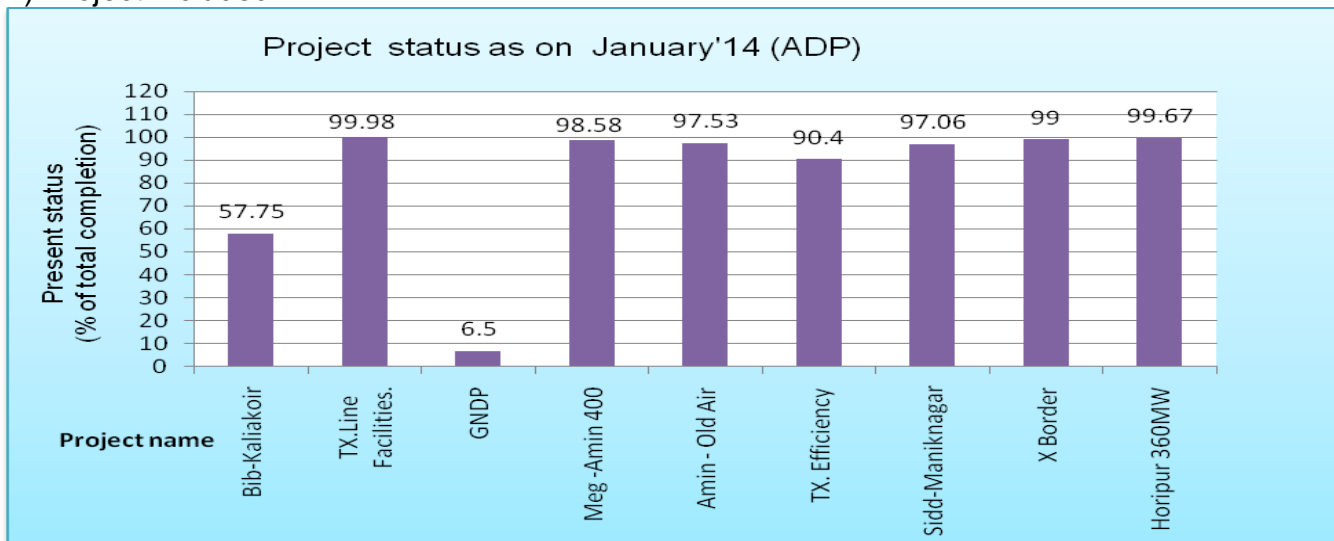
9) Internal Audit:

In the current month opening balance of Internal audit observation is 1196, number of new audit observation raised is 44, number of audit observation disposed is 76. Hence, up to reporting month, total number of pending audit observation is **1164**.

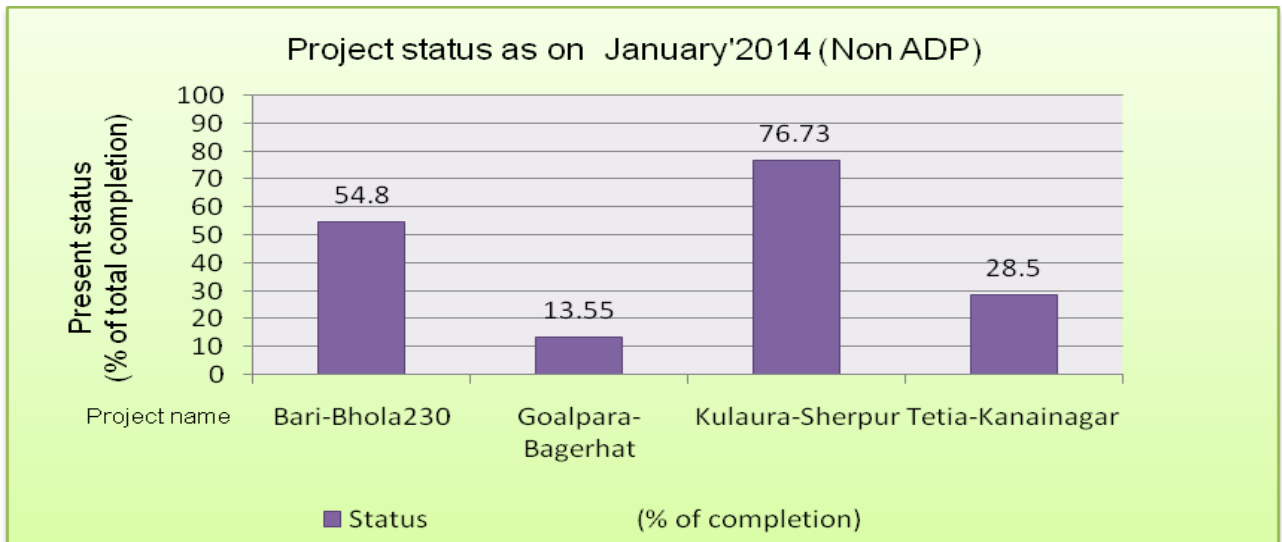


10) Project Status

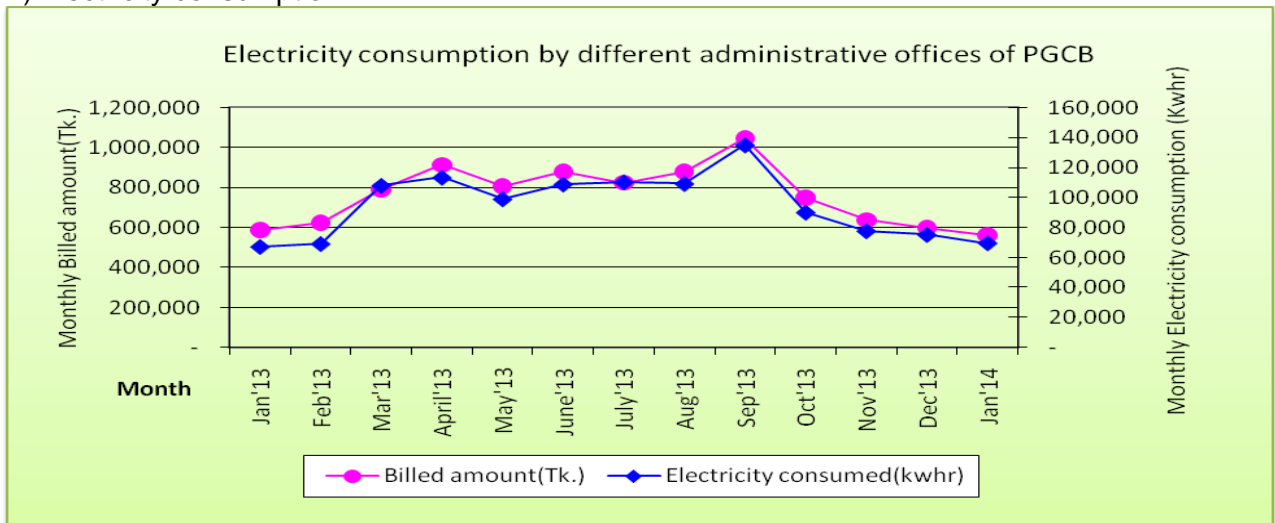
A) Project included in ADP



B) Non ADP Project

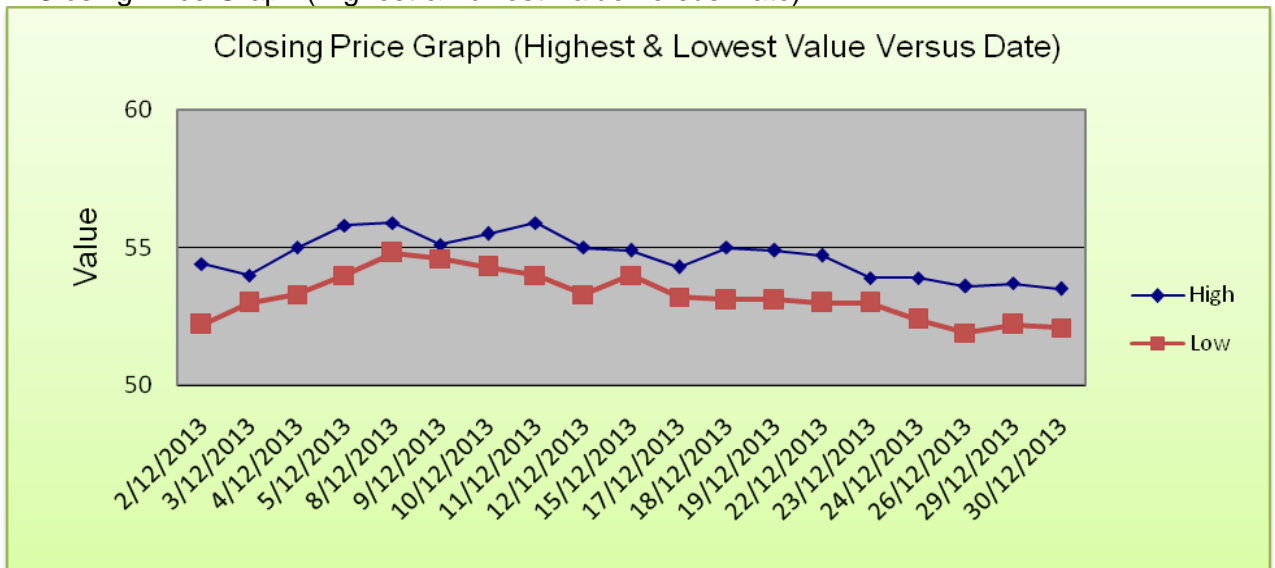


11) Electricity consumption:

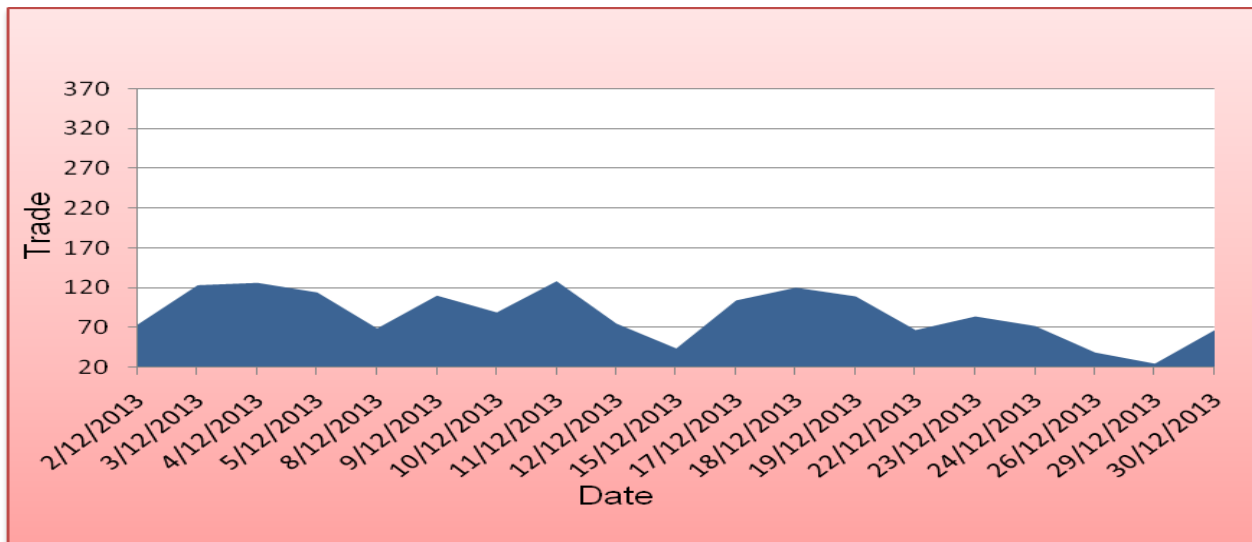


12) SHARE TRADINGS AT DSE:

A. Closing Price Graph (Highest & Lowest Value versus Date):



B.Total Trades Graph (Trade versus Date):



(Abdur Rashid Khan)
Superintending Engineer

Memo no: PGCB/M.I.S/2014/

Date: 18.03.2014

Copy for information:

- 1) Managing Director, PGCB, Dhaka.
- 2) Director, O&M/P&D/Finance PGCB, Dhaka.
- 3) G.M, Transmission-1 & 2/Project/P&D/System Operation/P&A/Finance PGCB, Dhaka.
- 4) Company Secretary, PGCB, Dhaka.
- 5) Deputy General Manager, Planning / Design, PGCB, Dhaka.
- 6) Office Copy.