

Power Grid Company of Bangladesh Ltd.
Summary of Monthly Management Information System Report
February' 2013

In the current month total energy import of PGCB is **2382.54** Mkwahr, total energy wheeled by PGCB is **2319.65** Mkwahr, Transmission loss is 2.64% and Cumulative loss is 2.73%.

A brief overview on system Generation, Demand, Load shedding and Key Performance Indicators of PGCB is given below;

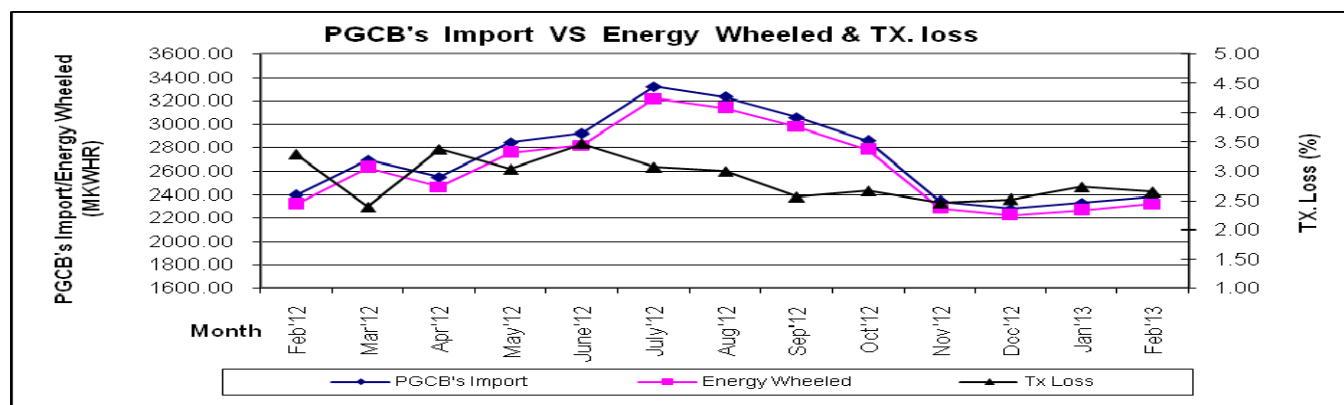
A) Generation, Demand and Load shedding

1) Generation:

The Total import of PGCB (Including IPP, RPP but excluding non Grid Generation & 2.5% unit x former loss at Ghorasal (6.78 Mkwahr)) during **February'13 and January'13** were **2382.54 Mkwahr** and **2326.46** Mkwahr respectively. Gross generation, Net Generation and station use of BPDB's generating units as well as energy purchased from IPP & RPP (Including non grid generation) by BPDB and total non grid generation are tabulated below;

Month/FY	BPDB			Net Gen. (Mkwahr)		Total Net Gen. (BPDB, IPP & RPP) (Mkwahr)	Total net Non Grid Generation (Mkwahr)	Total Input/Import of PGCB (Mkwahr)
	Gross Gen. (Mkwahr)	Station use (Mkwahr)	Net Gen. (Mkwahr)	IPP	RPP			
	1	2	3=1-2	4	5			
FY 11-12	16011.38	872.09	15139.29	8706.61	9489.73	33335.63	1724.64	31,532.62
FY 12-13 (Upto Feb'13)	11855.44	628.73	11226.707	5463.36	6355.89	23,045.96	1201.36	21,792.86
Feb'13	1540.2	79.89	1460.31	312.4	742.39	2,515.10	125.78	2,382.54
Feb'12	1143.47	59.73	1083.74	673.59	774.83	2,532.16	133.33	2,392.09
Jan'13	1149.2	60.85	1088.35	631.91	736.46	2,456.72	126.703	2,326.46

X*=2.5% unit x former loss of Ghorasal



2) Maximum Generation, Demand and Load shedding;

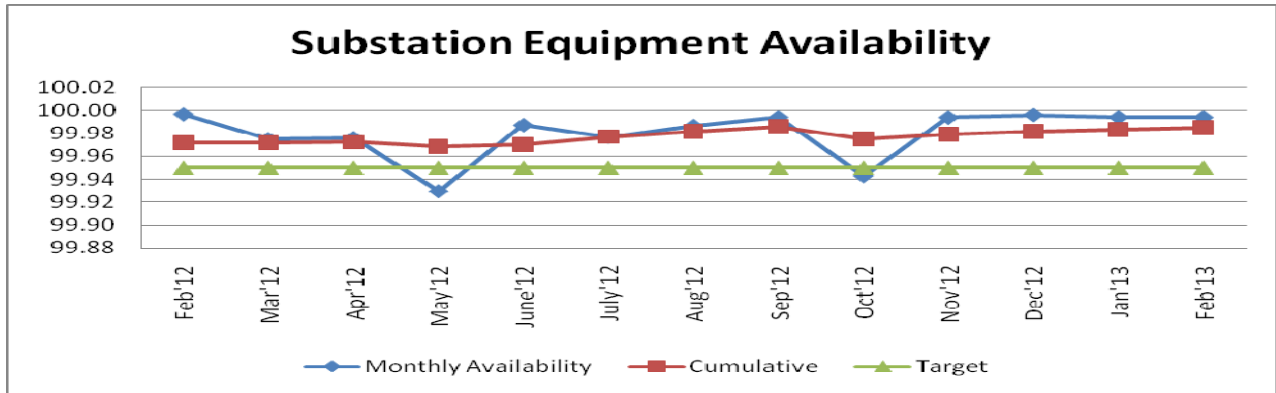
Maximum Generation, maximum Demand and maximum Load shed for the month of February'13 & and January'13 and FY 12-13 are shown below;

Description	January'13		February'13		FY 12-13 (Up to February'13)	
	MW	Date	MW	Date	MW	Date
Maximum Generation	4862	31.01.13	5716	28.02.13	6350.00	04.08.12
Maximum demand	5350	31.01.13	5800	28.02.13	6600.00	27.09.12
Maximum load shed.	497	10.01.13	487	13.02.13	1048	28.09.12

B) Key Performance Indicators of PGCB

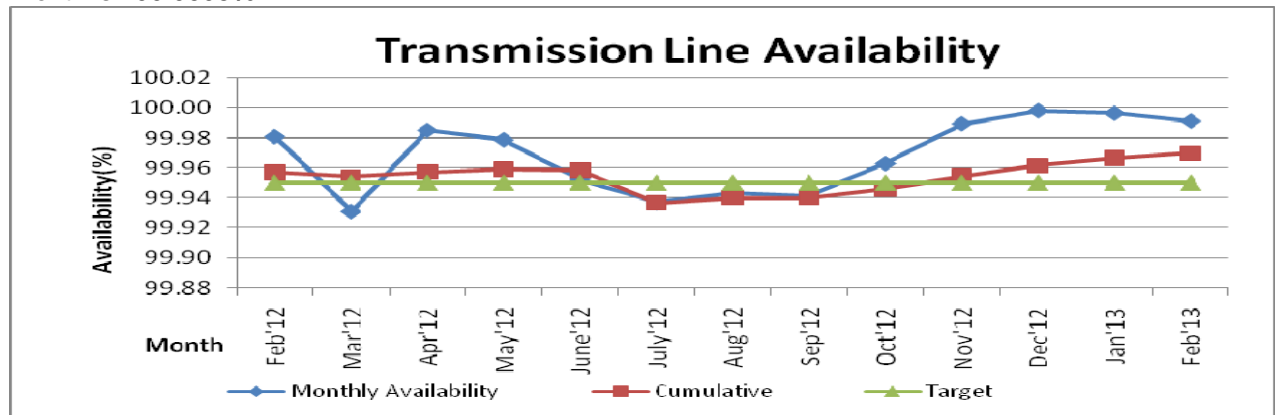
1) Substation Equipment Availability:

In the current month, Substation equipment availability is about to similar from the previous month. In the current month it is 99.9940% and in the previous month it was 99.9941% Cumulative availability up to the current month is 99.9848%.



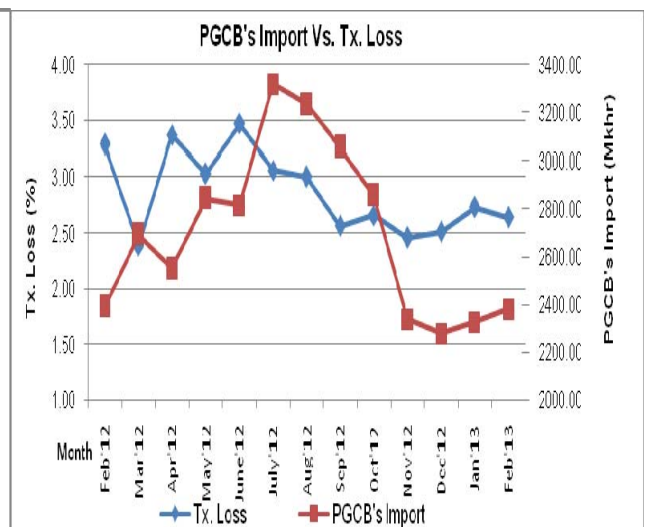
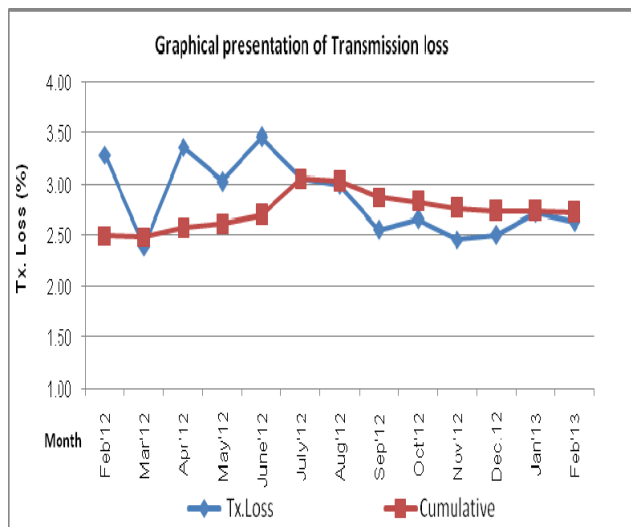
2) Transmission line Availability:

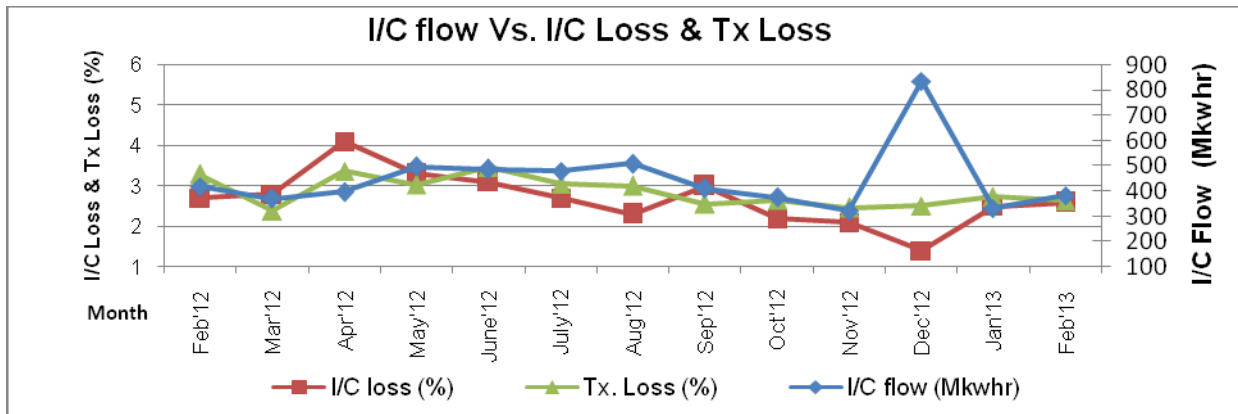
Transmission line availability in the current month decreased slightly from the previous month. In the Current month it is 99.9911% and in the previous month it was 99.9963% Cumulative availability up to the Current month is 99.9698%.



3) Transmission loss:

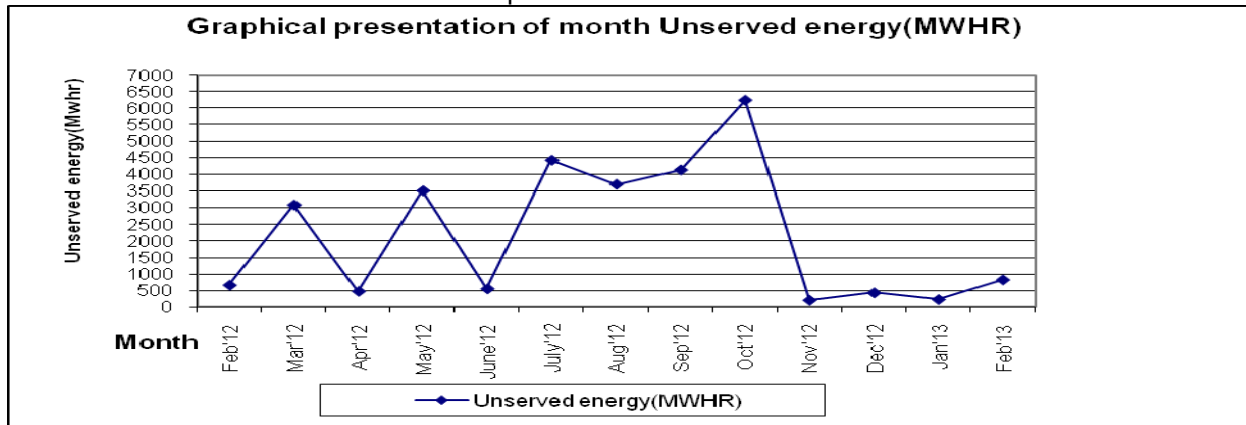
Transmission loss in the current month decreased from the previous month. In the current month it is 2.64% and in the Previous month it was 2.73% Cumulative loss is 2.73%. Graphical presentation of Monthwise & Cumulative Transmission loss, PGCB's Import Vs. Tx. loss, I/C flow Vs. I/C loss and Tx. Loss are shown below;





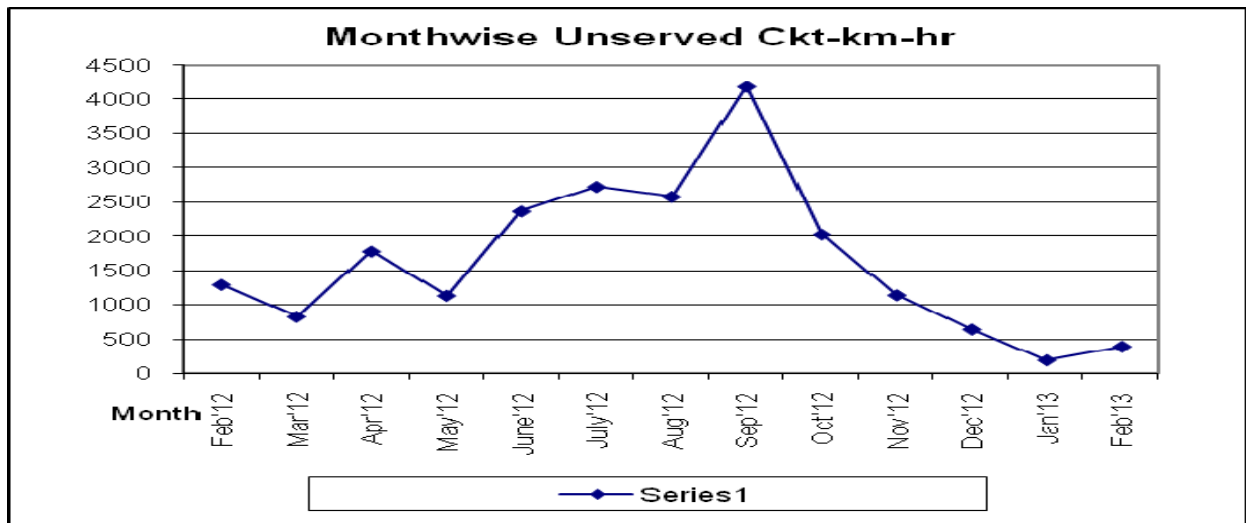
4) Unserved energy:

The amount of Unserved energy in the current month increased from the previous month. In the current month it is 822.93 Mwhr and in the previous month it was 229.81 Mwhr.



5) Unserved Ckt-Km-hr:

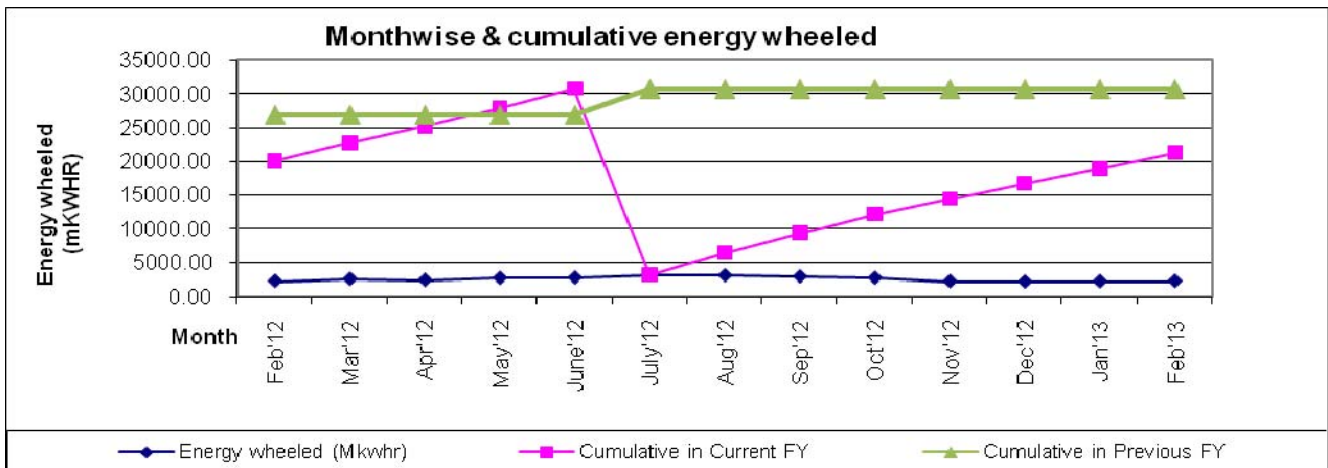
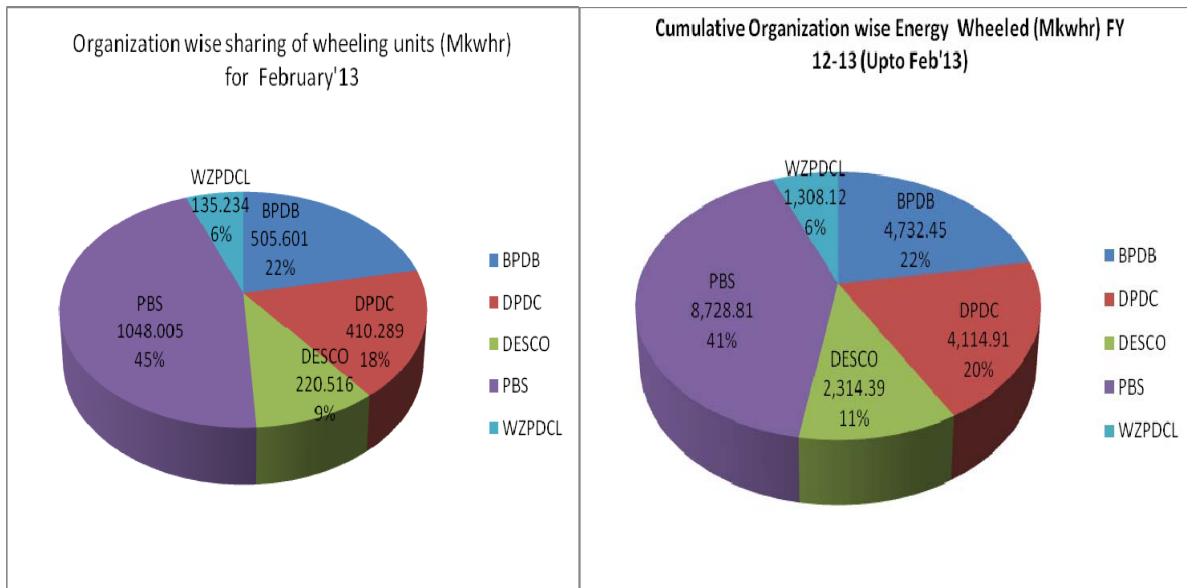
The amount of unserved Ckt-Km-hr in the current month increased from the previous month. In the current month it is 385.42 Ckt-Km-hr and in the previous month it was 188.14 Ckt-Km-hr.



6) Organization wise Energy wheeled:

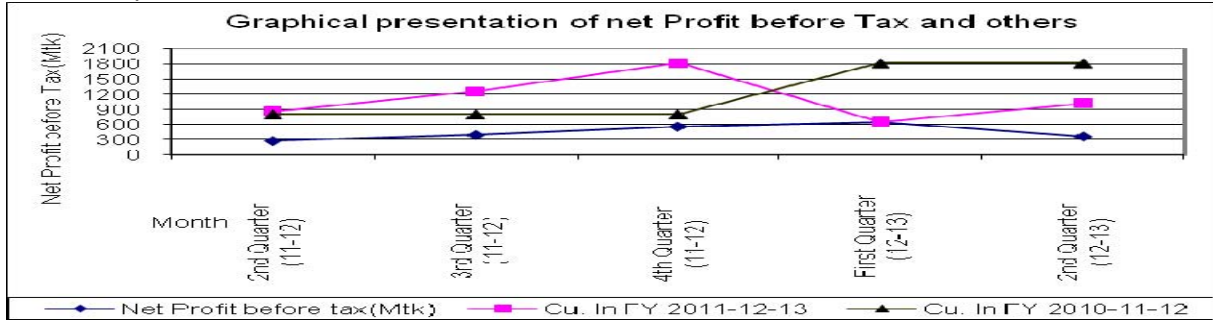
In the current month, total amount of energy wheeled to different distribution agencies has decreased from the previous month. In the current month it is **2319.65** Mkwahr. and in the previous month it was **2262.95** Mkwahr. Energy wheeled to different Distribution agencies in the current month, In the previous month and cumulative upto the current month are shown in the table and graph below ;

Sl. No	Organization Name	Feb'13 (MKWH)	Jan'12 (MKWH)	Feb'12 (MKWH)	Cumulative For Current FY(12-13) Year(MKWH)	Cumulative For Previous FY(11-12) Year(MKWH)
1	BPDB	505.601	515.964	487.293	4,732.448	4,515.590
2	DPDC	410.289	433.680	419.417	4,114.907	3,995.680
3	DESCO	220.516	225.647	219.765	2,314.391	2,184.240
4	PBS	1048.005	940.216	1053.645	8,728.806	8,111.670
5	WZPDCO	135.234	147.443	133.337	1,308.121	1,206.740
6	Total	2319.645	2262.95	2313.457	21,198.673	20,013.920



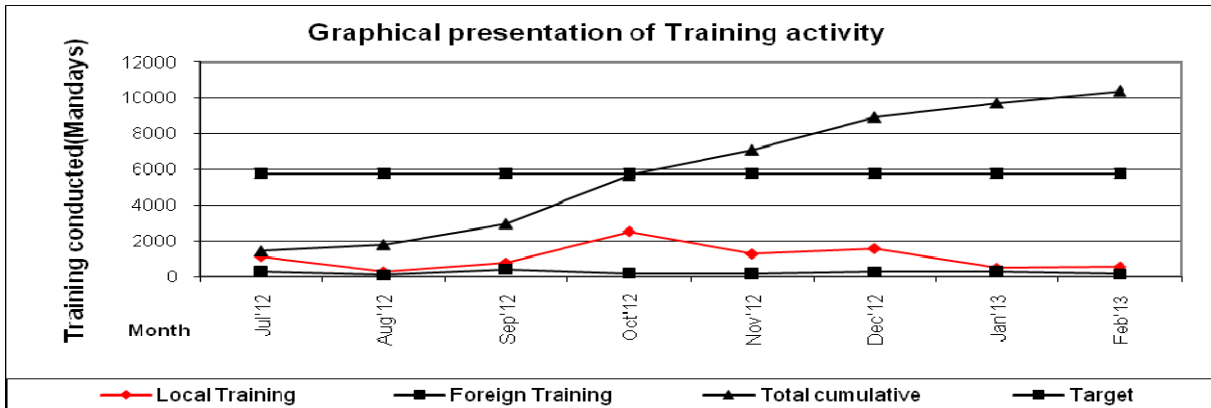
7) Profit statement:

In the second quarter's unaudited net profit before tax is **365.601.58MTK**. against previous quarter's audited net profit before tax is **655.534.58MTK**.



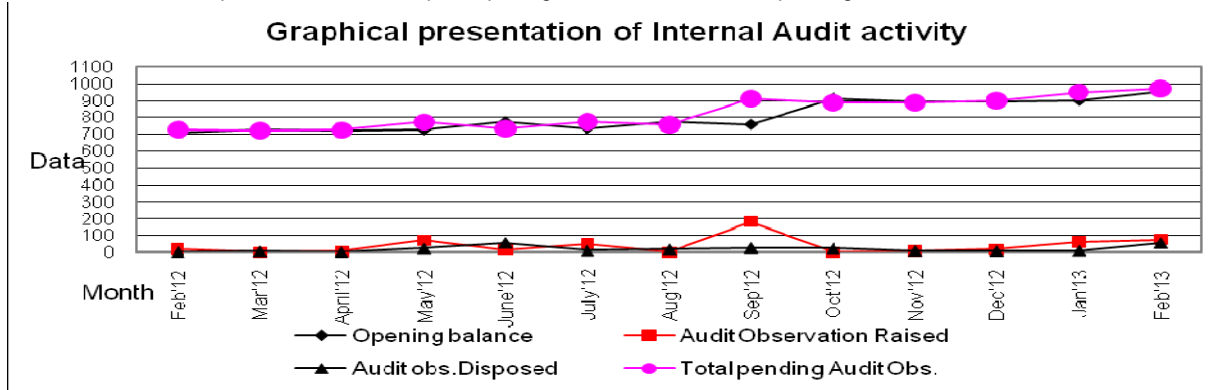
8) Training:

545Mandays Local training and 127Mandays foreign trainings are conducted in the current month. So, upto Feb'13 cumulative local training is 8491Mandays & cumulative foreign training is 1887Mandays and total cumulative is 10378Mandays.



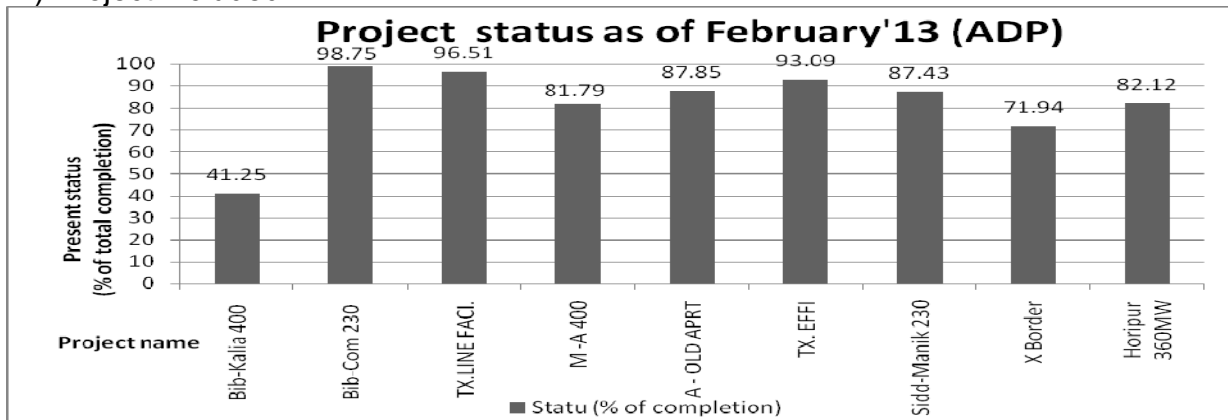
9) Internal Audit:

In the current month opening balance of Internal audit observation is 951, number of new audit observation raised is 75, number of audit observation disposed is 54. Hence, up to reporting month, total number of pending audit observation is **972**.

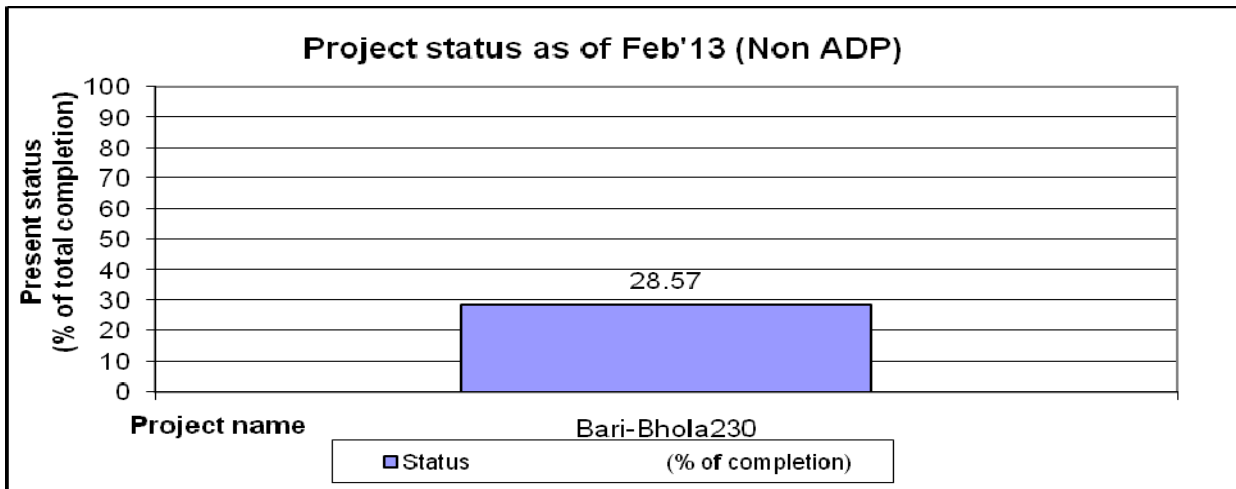


10) Project Status

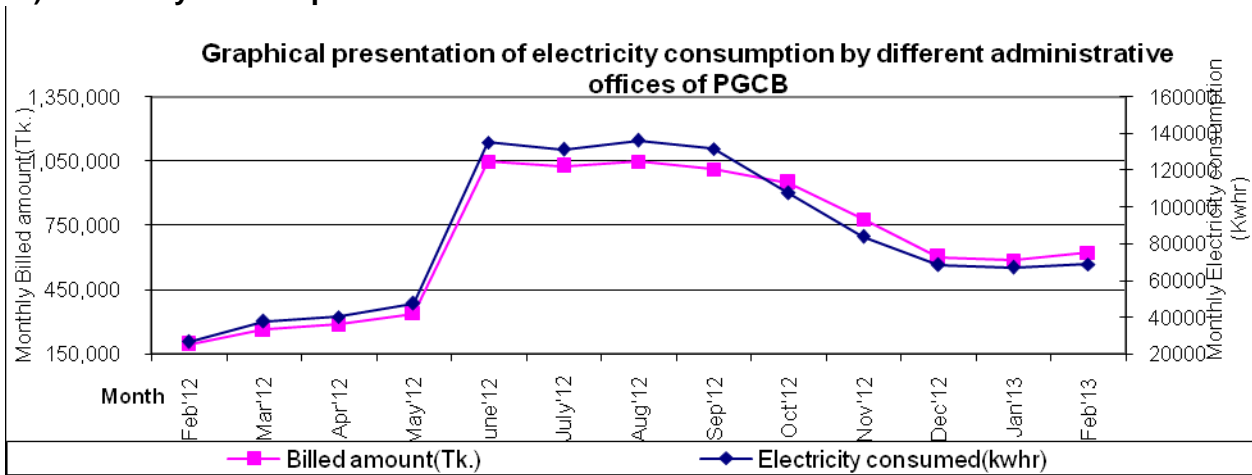
A) Project included in ADP



B) Non ADP Project



11) Electricity consumption:



(Abdur Rashid Khan)
Manager (M.I.S)

Memo no: PGCB/M.I.S/2013/3279

Date:29.05.13

Copy for information;

- 1) Managing Director, PGCB, Dhaka.
- 2) Director, O&M/P&D/Finance PGCB, Dhaka.
- 3) G.M, Tranmission-1 & 2/Project/P&D/System Operation/P&A/Finance PGCB, Dhaka.
- 4) Company Secretary, PGCB, Dhaka.
- 5) Deputy General Manager, Planning / Design, PGCB, Dhaka.
- 6) Office Copy.