

Power Grid Company of Bangladesh Ltd.
Summary of Monthly Management Information System Report
April' 2013

In the current month total energy import of PGCB is **3185.50** Mkwahr, total energy wheeled by PGCB is **3092.73** Mkwahr, Transmission loss is 2.91% and Cumulative loss is 2.75%.

A brief overview on system Generation, Demand, Load shedding and Key Performance Indicators of PGCB is given below;

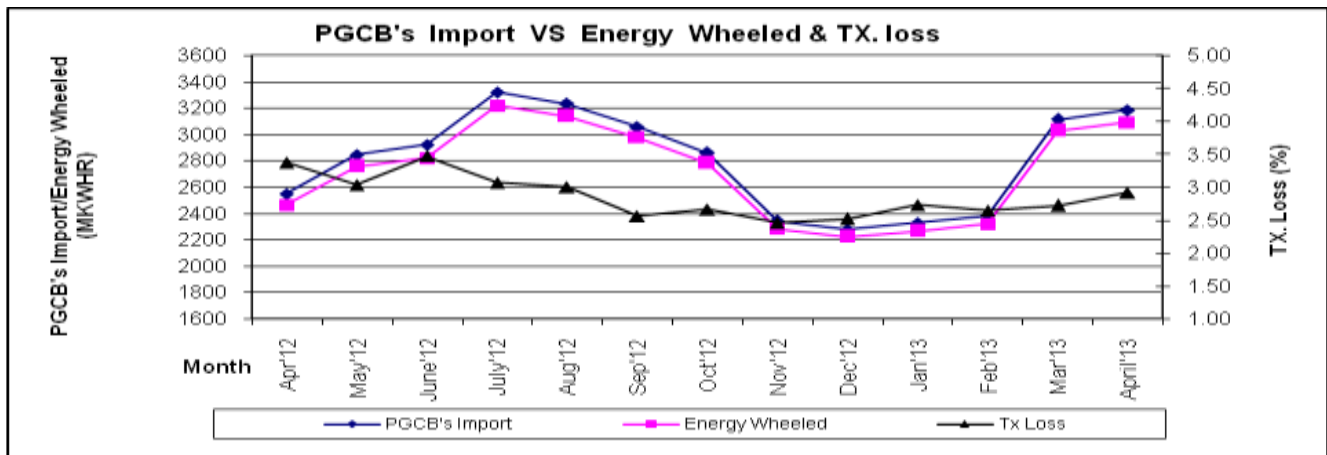
A) Generation, Demand and Load shedding

1) Generation:

The Total import of PGCB (Including IPP, RPP but excluding non Grid Generation & 2.5% unit x former loss at Ghorasal (6.15 Mkwahr)) during **April'13 and March'13** were **3185.50 Mkwahr** and **3110.83 Mkwahr** respectively. Gross generation, Net Generation and station use of BPDB's generating units as well as energy purchased from IPP & RPP (Including non grid generation) by BPDB and total non grid generation are tabulated below;

Month/FY	BPDB			Net Gen. (Mkwahr)		Total Net Gen. (BPDB, IPP & RPP) (Mkwahr)	Total net Non Grid Generation (Mkwahr)	Total Input/Import of PGCB (Mkwahr)
	Gross Gen. (Mkwahr)	Station use (Mkwahr)	Net Gen. (Mkwahr)	IPP	RPP			
	1	2	3=1-2	4	5			
FY 11-12	16011.38	872.09	15139.29	8706.61	9489.73	33335.63	1724.64	31,532.62
FY 12-13 (Upto April'13)	15262.12	802.23	14459.847	6893.10	8369.63	29,722.56	1567.67	28,089.20
April'13	1719	87.82	1631.18	750.58	997.59	3,379.35	187.7	3,185.50
April'12	1436.9	87.08	1349.82	704.32	635.75	2,689.89	132.79	2,549.73
March'13	1687.68	85.72	1601.96	679.14	1016.15	3,297.25	178.611	3,110.84

X*=2.5% unit x former loss of Ghorasal



2) Maximum Generation, Demand and Load shedding;

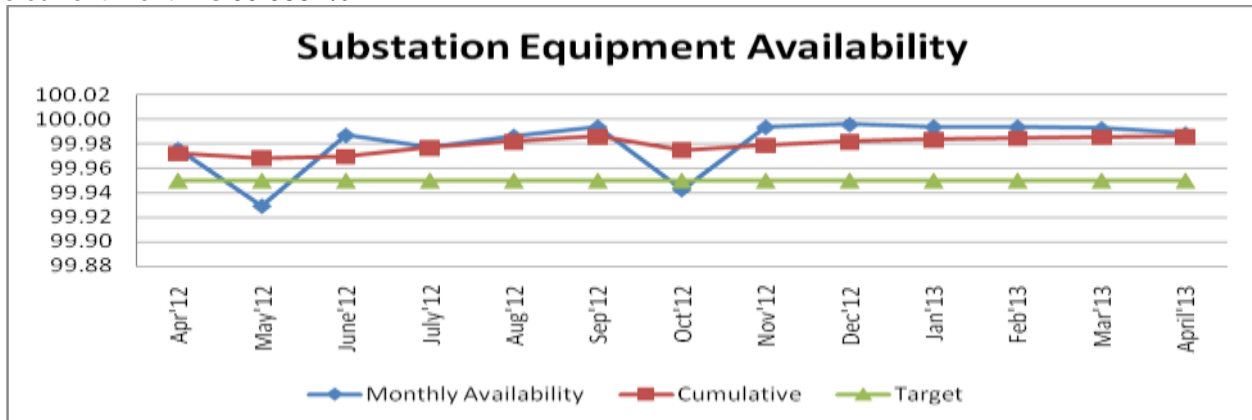
Maximum Generation, maximum Demand and maximum Load shed for the month of April'13 & March'13 and FY 12-13 are shown below;

Description	March'13		April'13		FY 12-13 (Up to April'13)	
	MW	Date	MW	Date	MW	Date
Maximum Generation	6080	15.03.13	6326	13.04.13	6350.00	04.08.12
Maximum demand	6050	25.03.13	6500	15.04.13	6600.00	27.09.12
Maximum load shed.	445	20.03.13	487	03.04.13	1048	28.09.12

B) Key Performance Indicators of PGCB

1) Substation Equipment Availability:

In the current month, Substation equipment availability is decreased slightly from the previous month. In the current month it is 99.9885% and in the previous month it was 99.9927% Cumulative availability up to the current month is 99.9862%.



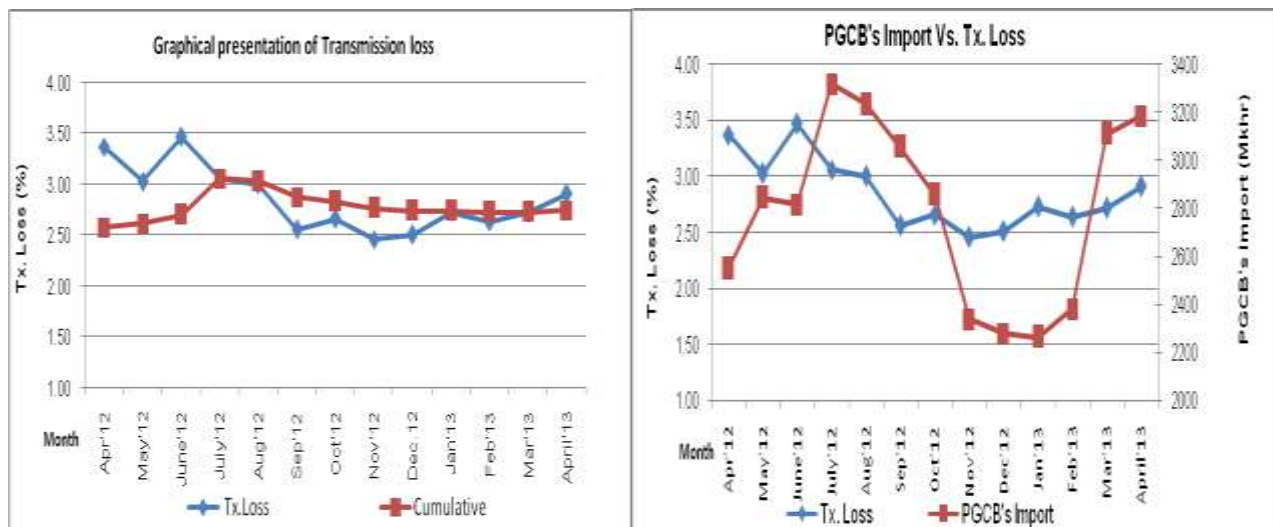
2) Transmission line Availability:

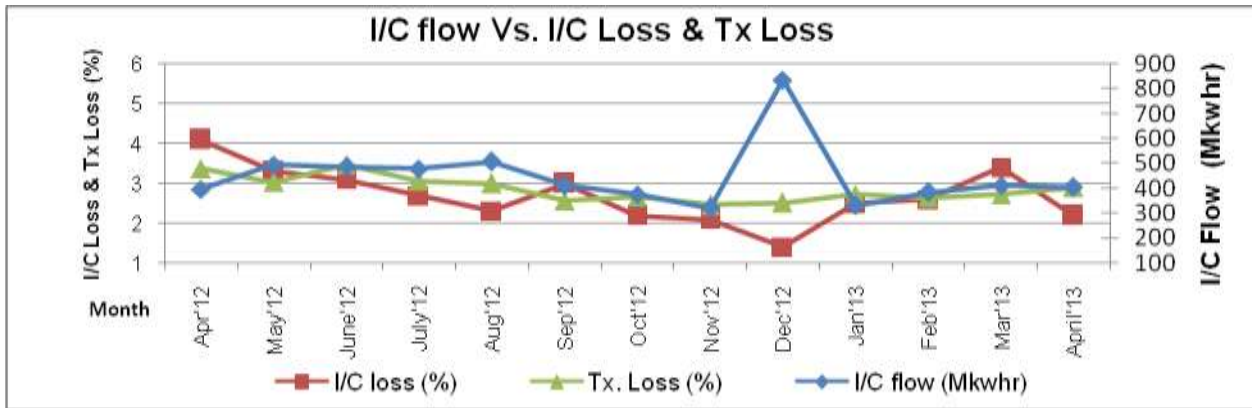
Transmission line availability in the current month increased from the previous month. In the Current month it is 99.9801% and in the previous month it was 99.9414% Cumulative availability up to the Current month is 99.9683%.



3) Transmission loss:

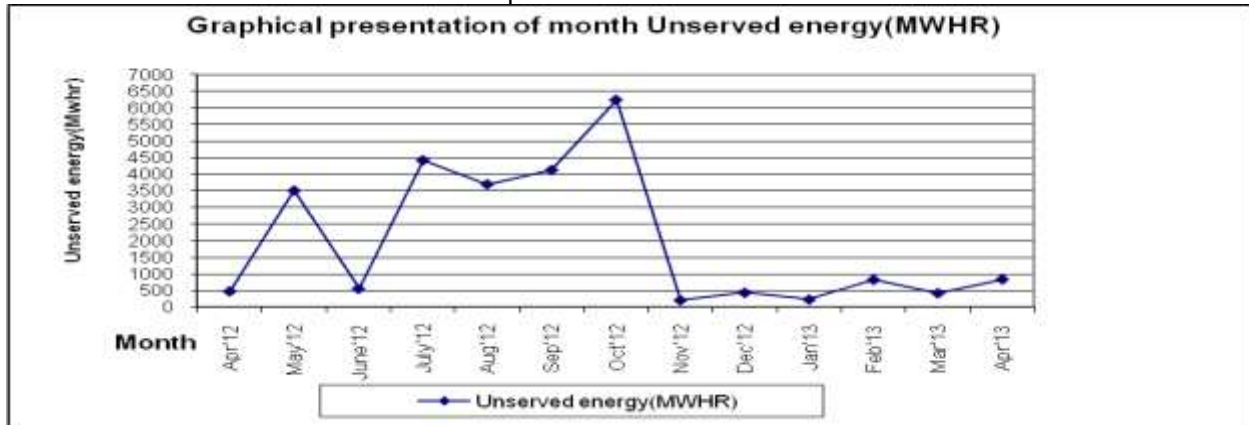
Transmission loss in the current month increased from the previous month. In the current month it is 2.91% and in the Previous month it was 2.72% Cumulative loss is 2.75%. Graphical presentation of Monthwise & Cumulative Transmission loss, PGCB's Import Vs. Tx. loss, I/C flow Vs. I/C loss and Tx. Loss are shown below;





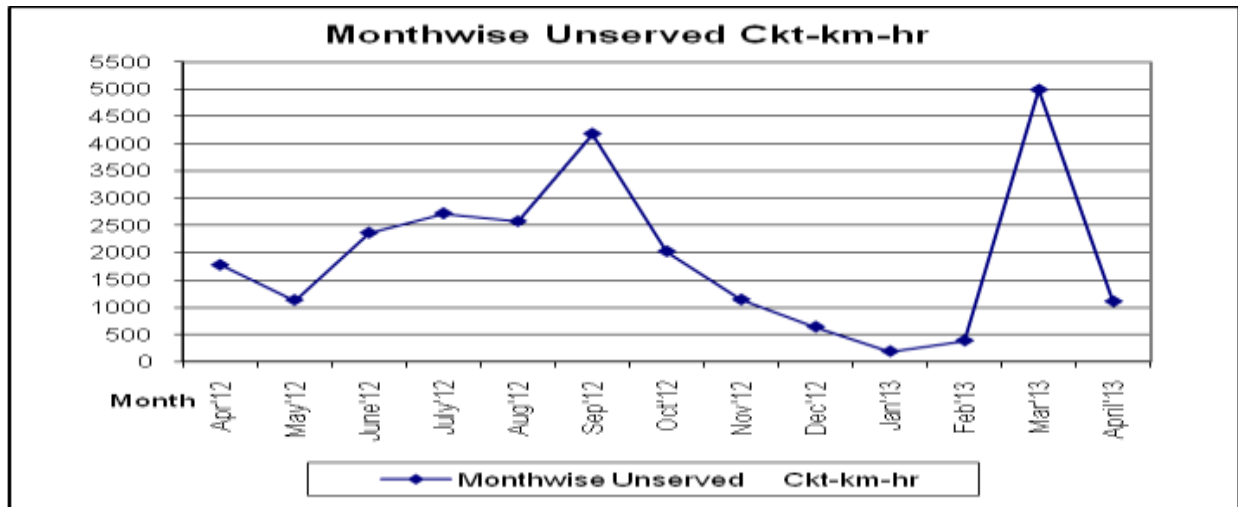
4) Unserved energy:

The amount of Unserved energy in the current month is increased from the previous month. In the current month it is 835.56 Mwhr and in the previous month it was 418.31 Mwhr.



5) Unserved Ckt-Km-hr:

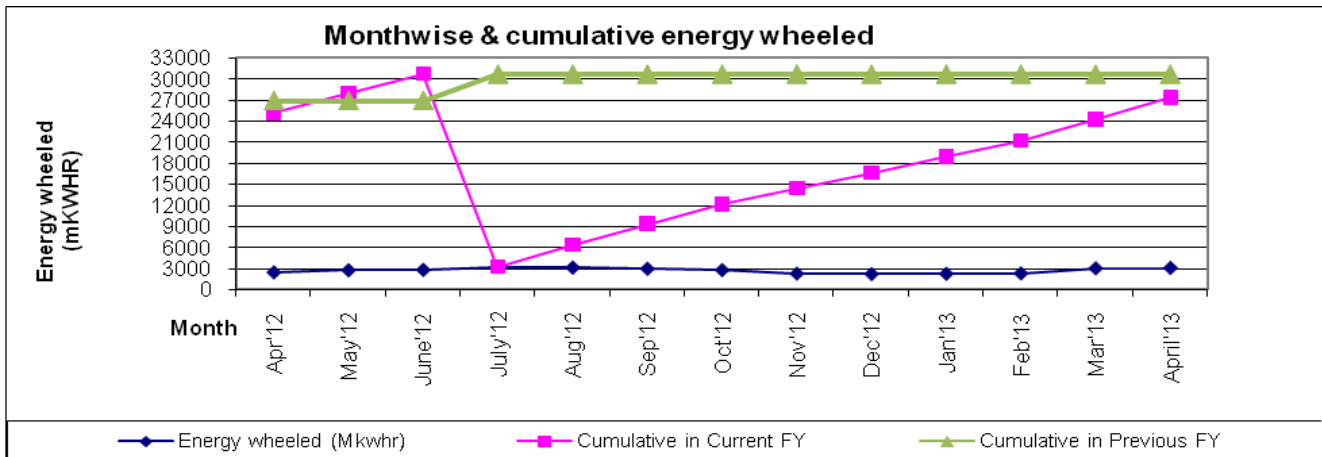
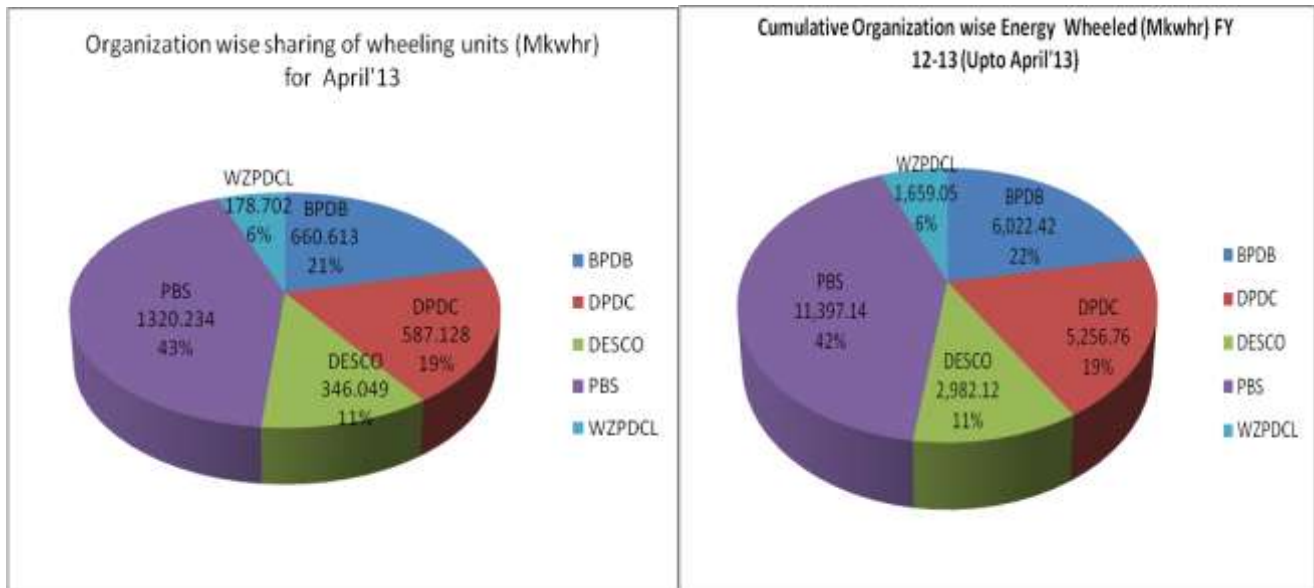
The amount of unserved Ckt-Km-hr in the current month decreased sharply from the previous month. In the current month it is 1104.54 Ckt-Km-hr and in the previous month it was 4995.55 Ckt-Km-hr.



6) Organization wise Energy wheeled:

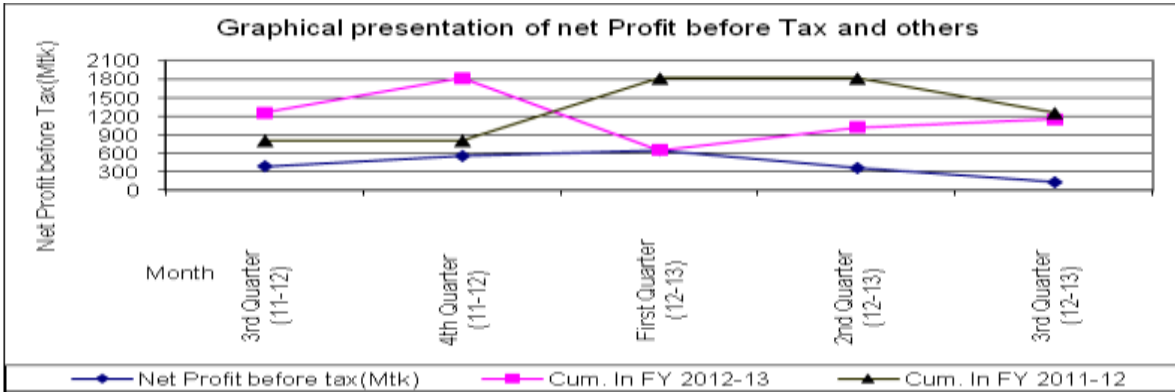
In the current month, total amount of energy wheeled to different distribution agencies has increased from the previous month. In the current month it is **3092.73** Mkwhr. and in the previous month it was **3026.10** Mkwhr. Energy wheeled to different Distribution agencies in the current month, In the previous month and cumulative up to the current month are shown in the table and graph below ;

Sl. No	Organization Name	April'13 (MKWH)	March'13 (MKWH)	April'12 (MKWH)	Cumulative For Current FY(12-13) Year(MKWH)	Cumulative For Previous FY(11-12) Year(MKWH)
1	BPDB	660.613	629.362	530.063	6,022.423	5596.840
2	DPDC	587.128	554.722	521.103	5,256.757	5043.500
3	DESCO	346.049	321.684	273.582	2,982.124	2734.230
4	PBS	1320.234	1348.096	975.933	11,397.136	10205.940
5	WZPDCO	178.702	172.227	163.110	1,659.050	1525.370
6	Total	3092.726	3026.091	2463.791	27,317.490	25,105.880



7) Profit statement:

In the 3rd quarter's unaudited net profit before tax is **134.28 MTK.** against second quarter's audited net profit before tax was **365.601.58 MTK**



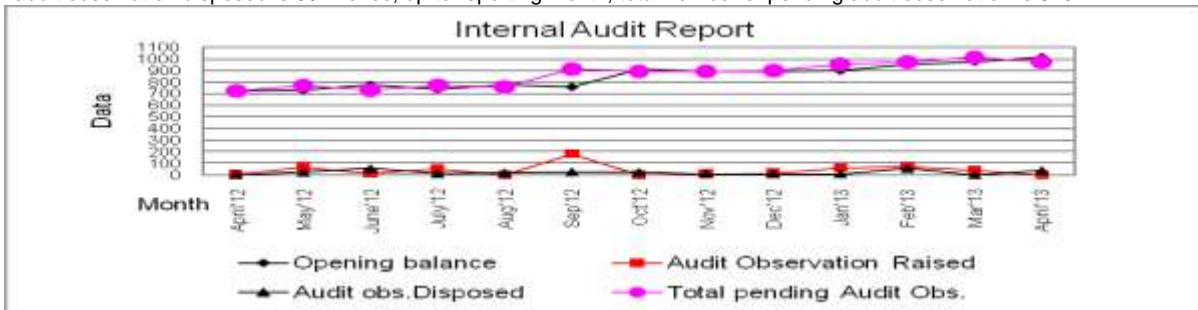
8) Training:

1058.5 Mandays Local training and **53** Mandays foreign trainings are conducted in the current month. So, up to **April'13** total cumulative is **13734.5** Mandays.



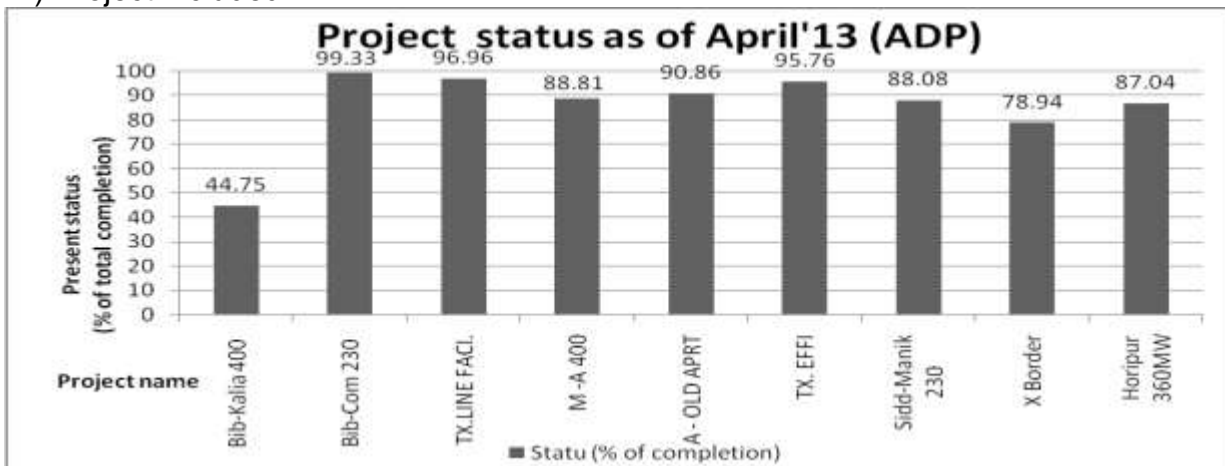
9) Internal Audit:

In the current month opening balance of Internal audit observation is 1012, number of new audit observation raised is 0, number of audit observation disposed is 39. Hence, up to reporting month, total number of pending audit observation is **973**.

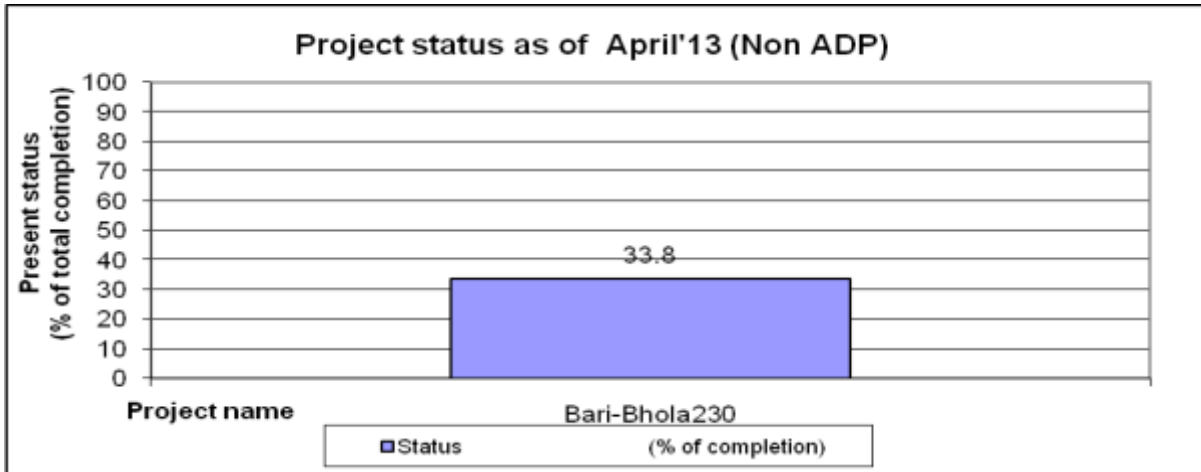


10) Project Status

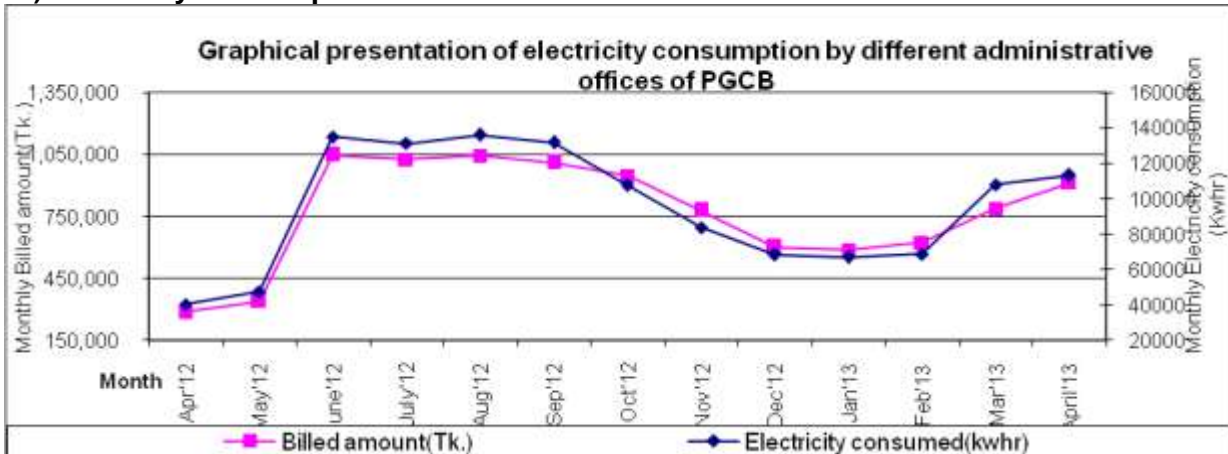
A) Project included in ADP



B) Non ADP Project



11) Electricity consumption:



(Abdur Rashid Khan)
Manager (M.I.S)

Memo no: PGCB/M.I.S/2013/
Copy for information;

Date:

- 1) Managing Director, PGCB, Dhaka.
- 2) Director, O&M/P&D/Finance PGCB, Dhaka.
- 3) G.M, Transmission-1 & 2/Project/P&D/System Operation/P&A/Finance PGCB, Dhaka.
- 4) Company Secretary, PGCB, Dhaka.
- 5) Deputy General Manager, Planning / Design, PGCB, Dhaka.
- 6) Office Copy.