

Power Grid Company of Bangladesh Limited


In compliance with the the Notification No. SEC/CMRRCD/2008-183/Admin/03-34 Dated September 27, 2009 of the Securities and Exchange Commission, we are pleased to publish the Half yearly Un-audited Financial Statements ended 31st December, 2013 of the Company as below:


Half yearly un-audited Financial Statements ended 31st December, 2013


Statement of Financial Position (Un-audited)

As at December 31, 2013


	<u>As of Dec 31, 2013</u>	<u>As of June 30, 2013</u>
	<u>Taka</u>	<u>Taka</u>
Assets		
Property, plant and equipment	40,614,231,457	42,116,295,135
Capital work-in-progress	53,690,780,185	48,513,303,442
Total non-current assets	94,305,011,642	90,629,598,577
Investment in FDR	5,725,000,000	5,860,000,000
Inventories	1,679,857,913	1,658,585,163
Accounts and other receivables	2,357,631,899	1,607,095,693
Advances, deposits and prepayments	5,096,794,528	4,958,623,141
Cash and cash equivalents	3,661,031,774	3,947,665,038
Total current assets	18,520,316,114	18,031,969,035
Total assets	112,825,327,756	108,661,567,612
Equity		
Share capital	4,609,129,910	4,609,129,910
Deposit for shares	19,683,554,872	18,973,754,871
Proposed Dividend	691,369,487	-
Retained earnings	5,812,682,208	5,774,062,389
Total equity attributable to equity holders	30,796,736,477	29,356,947,170
Liabilities		
Term loan - interest bearing	64,791,583,038	63,245,787,725
Grant from SIDA	115,811,792	115,811,792
Deferred liability - gratuity	720,399,155	674,893,948
Deferred tax liabilities	3,896,202,739	3,619,490,958
Total non-current liabilities	69,523,996,724	67,655,984,423
Term loan - interest bearing	1,602,871,641	1,966,838,264
Interest Payable	8,563,252,120	7,929,219,838
Liabilities for expenses	153,097,456	212,044,593
Liabilities for other finance	2,141,659,428	1,496,819,414
Provision for taxation	43,713,910	43,713,910
Total current liabilities	12,504,594,555	11,648,636,019
Total liabilities	82,028,591,279	79,304,620,442
Total equity and liabilities	112,825,327,756	108,661,567,612


Company Secretary


Director (Finance)


Managing Director






Power Grid Company of Bangladesh Limited
Statement of Comprehensive Income (Un-audited)
for the period ended on December' 31, 2013


	July to Dec'31, 2013	July to Dec'31, 2012	Oct to Dec'31, 2013	Oct to Dec'31, 2012
	Taka	Taka	Taka	Taka
Revenue	4,151,188,359	3,925,464,383	1,827,235,030	1,790,483,608
Transmission expenses	(2,489,149,369)	(2,292,940,461)	(1,214,577,080)	(1,162,304,146)
Gross profit	1,662,038,990	1,632,523,922	612,657,950	628,179,462
Administrative expenses	(125,867,190)	(115,945,622)	(71,932,634)	(67,789,768)
Results from operating activities	1,536,171,800	1,516,578,300	540,725,316	560,389,694
Finance income	405,308,887	430,231,168	225,329,141	265,414,378
Other income	27,122,846	12,041,621	20,629,119	4,919,686
Finance expenses	(912,067,650)	(886,658,577)	(437,067,650)	(446,842,404)
Profit before contribution to WPPF	1,056,535,883	1,072,192,512	349,615,926	383,881,354
Contribution to WPPF	(50,311,233)	(51,056,786)	(16,648,378)	(18,280,064)
Profit before income tax	1,006,224,650	1,021,135,726	332,967,548	365,601,290
Income tax expense	(276,711,779)	(280,812,325)	(91,566,076)	(100,540,355)
Profit after tax carried forward	729,512,871	740,323,401	241,401,472	265,060,935
Basic earnings per share (per value Tk 10)	1.58	1.77	0.52	0.63
Resatated earnings per share (per value Tk 10)	1.58	1.61	0.52	0.58



 Company Secretary



 Director (Finance)



 Managing Director

Note: The details of the published half yearly financial statements is available in the website of the company. The address of the web-site is www.pgcb.org.bd

Power Grid Company of Bangladesh Limited
Statement of Changes in Equity (Un- audited)
for the Period Ended on December 31' 2013


Particulars	Share Capital	Deposit for Shares	Accumulated Profit	Proposed Dividend	Total
Balance at 30 June, 2013	4,609,129,910	18,973,754,871	5,774,062,389	-	29,356,947,170
Prior year adjustment			476,434		476,434
Addition during the period	-	709,800,001	-	-	709,800,001
Net profit for the period	-	-	729,512,871	-	729,512,871
Proposed Dividend (15% Cash)	-	-	(691,369,487)	691,369,487	-
Balance at 31 December,2013	4,609,129,910	19,683,554,872	5,812,682,208	691,369,487	30,796,736,476

Statement of Changes in Equity
Statement of Changes in Equity (Un- audited)
for the Period Ended on December 31' 2012


Particulars	Share Capital	Deposit for Shares	Accumulated Profit	Proposed Dividend	Total
Balance at 30 June, 2012	4,190,118,100	11,820,001,387	6,121,379,532		22,131,499,019
Prior year adjustment			(4,407,573)		(4,407,573)
Addition during the period		1,638,000,000			1,638,000,000
Net profit for the period			740,323,401		740,323,401
Proposed Dividend (10% Cash & 10% Stock)			(838,023,620)	838,023,620	-
Balance at 31 December,2012	4,190,118,100	13,458,001,387	6,019,271,740	838,023,620	24,505,414,847



Company Secretary



Director (Finance)



Managing Director




Power Grid Company of Bangladesh Limited
Statement of Cash Flow (Un-audited)
For the period ended December 31, 2013


A. CASH FLOW FROM OPERATING ACTIVITIES:	July to Dec'31, 2013 Taka	July to Dec'31, 2012 Taka
RECEIPTS:		
Cash Receipts from Customers	3,441,415,695	3,133,387,733
Others	27,122,846	389,431,262
	<u>3,468,538,541</u>	<u>3,522,818,995</u>
PAYMENTS:		
Cash paid to Suppliers ,Contractors,employees & etc.	(1,992,578,548)	(1,953,600,925)
Interest paid	(278,035,368)	(290,702,946)
	<u>(2,270,613,916)</u>	<u>(2,244,303,871)</u>
Net Cash Provided by Operating Activities :	<u>1,197,924,625</u>	<u>1,278,515,124</u>
B. CASH FLOW FROM INVESTING ACTIVITIES:		
Addition to fixed assets and capital work in progress	(3,511,186,580)	(4,982,055,754)
Investment in FDR(Rearranged)	135,000,000	(1,620,000,000)
Net Cash (Used in) Investing Activities:	<u>(3,376,186,580)</u>	<u>(6,602,055,754)</u>
C. CASH FLOW FROM FINANCING ACTIVITIES:		
Share capital and Deposit for share	709,800,001	1,638,000,000
Long term loan	1,181,828,690	3,220,868,926
Net Cash Provided by Financing Activities	<u>1,891,628,691</u>	<u>4,858,868,926</u>
(Decrease) / Increase in Cash (A+B+C)	(286,633,264)	(464,671,704)
Cash, beginning of financial year (Rearranged)	<u>3,947,665,038</u>	<u>2,719,387,878</u>
Cash, End of the period	<u>3,661,031,774</u>	<u>2,254,716,174</u>



 Company Secretary



 Director (Finance)



 Managing Director



